CAMBRIDGE

Grade 5

# Guess What!

## Student's Book 5



Susannah Reed
with Kay Bentley
Series Editor: Lesley Koustaff

USAID
FROM THE AMERICAN PEOPLE

CAMBRIDGE UNIVERSITY PRESS

Better Learning

CAMBRIDGE

Grade 5

# Guess What!

## Student's Book 5



Susannah Reed
with Kay Bentley
Series Editor: Lesley Koustaff

USAID
FROM THE AMERICAN PEOPLE

CAMBRIDGE
UNIVERSITY PRESS

Better
Learning

**UZBEKISTAN EDUCATION FOR EXCELLENCE PROGRAM**

**English language Grade 5**

KBK 81.2Angl
74.268.1
R 33

UDK 811.111(075.3)
R 33

This customized edition includes original sources owned and licensed by the Cambridge University Press. This book was published with the support of the United States Agency for International Development's Central Asia Office under Partnership Agreement 72011519C00004.

Ministry of Public Education, Republic of Uzbekistan 100011, Tashkent, Navoiy Street, 2a.

Uzbekistan Education for Excellence Program team: Flavia Ramos-Mattoussi, Ramin Yazdanpanah, Dina Vyortkina, Lisa Horvath, Susan Iannuzzi, Oybek Kurbanov, Gulnoz Nadjemidinova, Azima Toyirova.

Textbook reviewers: Nilufar Tillayeva, Ruzikhon Adizova, Gyulsanem Kurbanova.

Ministry of Public Education team: Shakhboz Jurayev, Mamura Yusupova, Lola Petrosova, Bahtiyar Perdeshov, Doniyor Pulatov, Oksana Gurchina (Review Group Core Team members), Shukhrat Sattorov, Javlonbek Meliboev (Republican Education Centre), Mukhayyokhon Azamova and Okhunjon Ibrokhimov (Department for working with Donors and grants).

Design and production: Amici Design.

CAMBRIDGE
UNIVERSITY PRESS

University Printing House, Cambridge CB2 8BS, United Kingdom
One Liberty Plaza, 20th Floor, New York, NY 10006, USA
477 Williamstown Road, Port Melbourne, VIC 3207, Australia
314–321, 3rd Floor, Plot 3, Splendor Forum, Jasola District Centre, New Delhi – 110025, India
79 Anson Road, #06–04/06, Singapore 079906

Cambridge University Press is part of the University of Cambridge.
It furthers the University's mission by disseminating knowledge in the pursuit of education, learning and research at the highest international levels of excellence.

www.cambridge.org

© Cambridge University Press 2016, 2021

This publication is in copyright. Subject to statutory exception and to the provisions of relevant collective licensing agreements, no reproduction of any part may take place without the written permission of Cambridge University Press.

First published 2016
This Uzbekistan edition published 2021

20 19 18

Printed in China by CNPIEC Digital Printing (Beijing) Co., Ltd

Additional resources for this publication at www.cambridge.org/guesswhat

Cambridge University Press has no responsibility for the persistence or accuracy of URLs for external or third party internet websites referred to in this publication, and does not guarantee that any content on such websites is, or will remain, accurate or appropriate. Information regarding prices, travel timetables, and other factual information given in this work is correct at the time of first printing but Cambridge University Press does not guarantee the accuracy of such information thereafter.

ISBN 978-9943-7471-6-6

# Letter from the Ministry of Public Education

**Aziz o‘quvchi,**

Siz qo‘lingizda ushlab turgan ushbu darslik O‘zbekiston Respublikasi Xalq ta’limi vazirligi va AQSh Xalqaro taraqqiyot agentligining O‘zbekiston barkamollik uchun ta’lim dasturi hamkorligining natijasidir. Bu kitob sizga yetib kelguniga qadar tahrir va moslashtirish kabi bir nechta bosqichlardan o‘tdi. Umid qilamizki, ushbu darslik yordamida ingliz tilini o‘rganish kelajakda maqsadlaringizga erishishga xizmat qiladi.

Maroqli ta’lim oling!

**O‘zbekiston Respublikasi Xalq ta’limi vazirligi**

www.uzedu.uz

**Dear Student,**

The book that you are holding in your hands is a result of collaboration between the Ministry of Public Education of the Republic of Uzbekistan and the USAID- Uzbekistan Education for Excellence Program. The book was carefully selected and has gone through several stages of adaptation before landing in your hands so that it could be an enjoyable and fun experience for you. We hope that learning English with this book will help you achieve your future goals.

Have fun!

**Ministry of Public Education of the Republic of Uzbekistan**

www.uzedu.uz

# Contents


| | | | Page |
|---|---|---|---|
| **Around the world** | | | 4 |
| **Vocabulary** | Brazil, China, Colombia, France, Italy, Mexico, Russia, Spain, the United Kingdom, the United States | | 6 |
| **Grammar** | Where are you from? I'm from (the United States). ● Is he from (France)? Yes, he is. / No, he isn't. | | 7 |
| | 1st, 2nd, 3rd … 10th. ● When were you born? I was born on (April 24th, 2006). | **Say it!** Syllables | 8 |
| **Story value** | Try new things | | 9 |
| **Skills** | Listening and speaking: Festivals around the world. | **Talk time** Planning a tour | 10 |
| | Reading and writing: The Winter Festival. | | 11 |
| **CLIL:** Art | What are mosaics made of? | | 12–13 |
| **1 Family and pets** | | | 14 |
| **Vocabulary** | artistic, friendly, funny, hardworking, kind, naughty, shy, smart, sporty, talkative | | 16 |
| **Grammar** | My (dog) is smarter than my (cat). ● My (brother) is more hardworking than my (sister). | | 17 |
| | Who's older, you or your (brother)? My (brother) is. | **Say it!** Syllable stress | 18 |
| **Story value** | Learn about other cultures | | 19 |
| **Skills** | Listening and speaking: Circus life. | **Talk time** Describing family | 20 |
| | Reading and writing: Talented children. | | 21 |
| **CLIL:** Science | How do ant families work together? | | 22–23 |
| **2 On the playground** | | | 24 |
| **Vocabulary** | cry, help others, hop, shout, skip, laugh, litter, text a friend, throw a ball, use a cell phone | | 26 |
| **Grammar** | We should (be polite and help people). ● We shouldn't (shout) in class. | | 27 |
| | Bring (me) (the phone), please. ● Tell (the class) about (your vacation), please. | **Say it!** Sentence stress | 28 |
| **Story value** | Be kind to animals | | 29 |
| **Skills** | Listening and speaking: Learning to play a game. | **Talk time** Describing a game | 30 |
| | Reading and writing: Unusual schools. | | 31 |
| **CLIL:** Geography | Where are the places on the map? | | 32–33 |
| **Review** | Units 1 and 2 | | 34–35 |
| **3 Under the ocean** | | | 36 |
| **Vocabulary** | crab, dolphin, jellyfish, octopus, seal, shark, starfish, stingray, turtle, whale | | 38 |
| **Grammar** | the strongest, the heaviest, the most dangerous | **Say it!** Syllable stress | 39 |
| | Which sea animal is the fastest? It's a (dolphin). | | 40 |
| **Story value** | Keep our seas and oceans clean | | 41 |
| **Skills** | Listening and speaking: A trip to the aquarium. | **Talk time** Planning a trip | 42 |
| | Reading and writing: The life of sea turtles. | | 43 |
| **CLIL:** Science | What is an underwater food chain? | | 44–45 |
| **4 Gadgets** | | | 46 |
| **Vocabulary** | digital camera, e-reader, games console, headphones, laptop, MP4 player, smartphone, tablet, television, video camera | | 48 |
| **Grammar** | I studied (English). ● I listened to (music). ● We didn't listen to (music). | | 49 |
| | What did you do (last weekend)? ● I visited (my grandparents). | **Say it!** Past tense endings | 50 |
| **Story value** | Use technology wisely | | 51 |

| | | | Page |
|---|---|---|---|
| **4 Gadgets (continued)** | | | |
| **Skills** | Listening and speaking: The first gadgets. | **Talk time** Discussing inventions | 52 |
| | Reading and writing: Making movies. | | 53 |
| **CLIL:** Math | How do we read a line chart? | | 54–55 |
| **Review** | Units 3 and 4 | | 56–57 |
| **5 The natural world** | | | 58 |
| **Vocabulary** | cave, desert, forest, island, jungle, lake, mountain, river, volcano, waterfall | | 60 |
| **Grammar** | ate, caught, drank, had, saw, swam, went | **Say it!** Sentence stress | 61 |
| | Did you see (statues)? ● Yes, I did. / No, I didn't. | | 62 |
| **Story value** | Encourage your friends | | 63 |
| **Skills** | Listening and speaking: Interesting animals. | **Talk time** Identifying animals and plants | 64 |
| | Reading and writing: A vacation with gorillas. | | 65 |
| **CLIL:** Geography | What happens when a volcano erupts? | | 66–67 |
| **6 Helping at home** | | | 68 |
| **Vocabulary** | clean the bathroom, cook dinner, dry the dishes, make my bed, set the table, take the trash out, sweep the floor, clean my bedroom, wash my clothes, water the plants | | 70 |
| **Grammar** | I have to (make my bed). ● I don't have to (take the trash out). | **Say it!** Plural endings | 71 |
| | What do you have to do? I have to (collect the books). ● Who has to (feed the fish)? (Luisa) does. | | 72 |
| **Story value** | Help other people | | 73 |
| **Skills** | Listening and speaking: Amazing homes. | **Talk time** Designing a home | 74 |
| | Reading and writing: Life on a farm. | | 75 |
| **CLIL:** History | What were castle homes like? | | 76–77 |
| **Review** | Units 5 and 6 | | 78–79 |
| **7 Feelings** | | | 80 |
| **Vocabulary** | angry, bored, excited, hungry, interested, scared, surprised, thirsty, tired, worried | | 82 |
| **Grammar** | He's (scared) because he doesn't like (spiders). | **Say it!** Falling intonation in sentences | 83 |
| | Why is she (tired)? She's (tired) because she stayed up late. | | 84 |
| **Story value** | Respect nature | | 85 |
| **Skills** | Listening and speaking: Favorite books. | **Talk time** Discussing authors | 86 |
| | Reading and writing: Jack and the Beanstalk. | | 87 |
| **CLIL:** Science | How do animals communicate? | | 88–89 |
| **8 Outdoor sports** | | | 90 |
| **Vocabulary** | bodyboarding, canoeing, go-carting, hiking, rock climbing, rowing, scuba diving, snorkeling, trampolining, windsurfing | | 92 |
| **Grammar** | They didn't go go-carting on (Saturday). ● What did she do last (weekend)? She went canoeing. | | 93 |
| | When did you go skating? I went skating in (December). | **Say it!** Rising intonation in questions | 94 |
| **Story value** | Be safe | | 95 |
| **Skills** | Listening and speaking: At the windsurfing club. | **Talk time** Planning to play sports | 96 |
| | Reading and writing: Interesting sports. | | 97 |
| **CLIL:** Sports | What makes our bodies move? | | 98–99 |
| **Review** | Units 7 and 8 | | 100–101 |
| **Chants** | | | 102–103 |

# Around the world

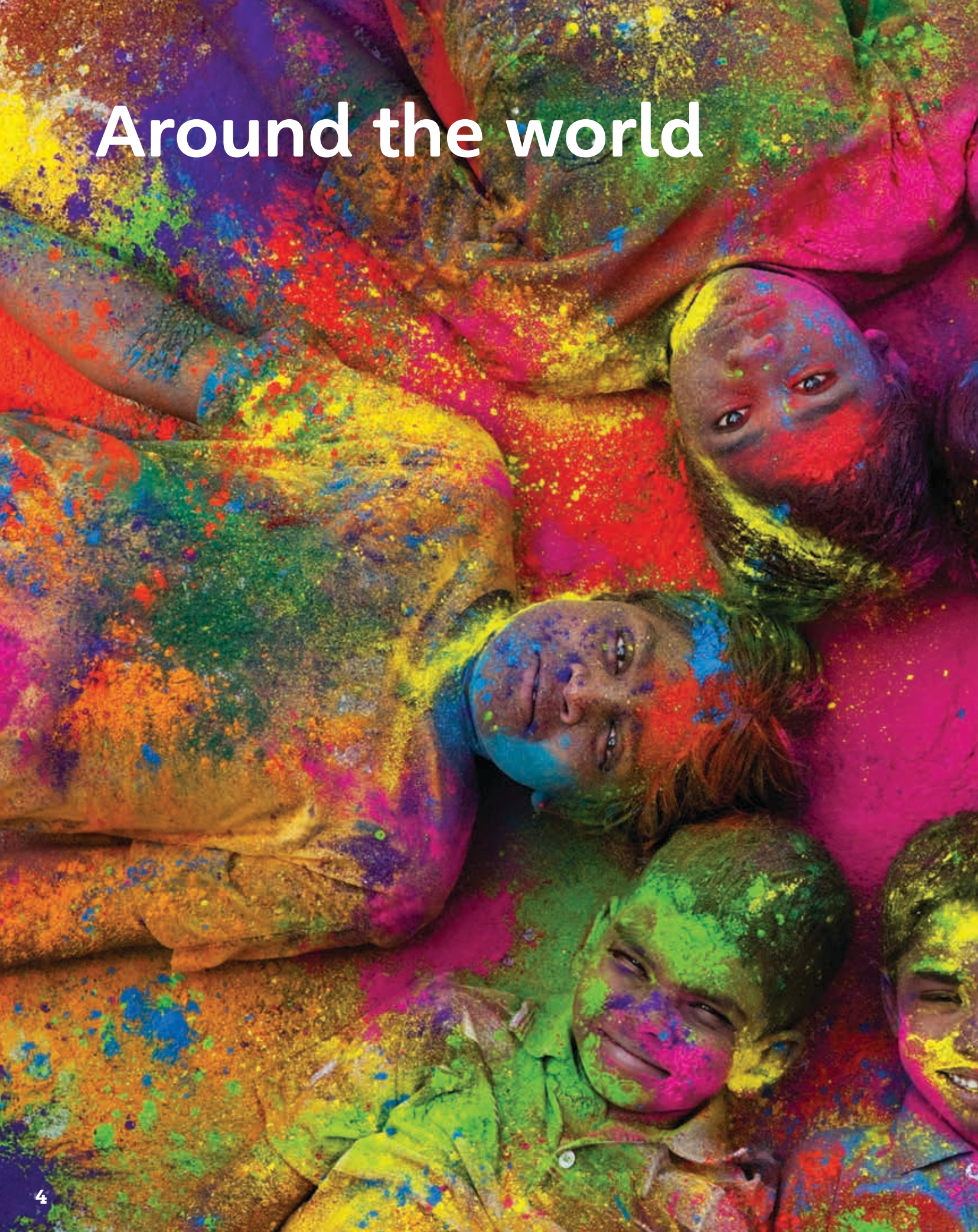

Guess What!

## 1 CD1 02 Listen and look.

## 2 CD1 03 Listen and repeat. Then match.

1 

2 

3 

4 



5 

6 

7 

8 

9 

10 

**a** Brazil **b** China **c** Colombia **d** France **e** Italy **f** Mexico
**g** Russia **h** Spain **i** the United Kingdom **j** the United States

## 3 CD1 04 Think Listen and answer the questions. Then practice with a friend.

Which country has a yellow, blue, and red flag?

Colombia!

## 4 My World Which countries do you want to visit? Ask and answer.



→ Workbook page 4

## 5 CD1 05 Read and listen.



Jules and Denis: We're from France.



Rosa: I'm from the United States, but my father's from Spain.



Maria: I'm from Brazil.



Anton: I'm from Russia.

**Focus!**

Where are you from?
I'm from the United States.
Is he from France?
Yes, he is.
No, he isn't.

## 6 Match the questions and answers. Then ask and answer.

| | | | |
|---|---|---|---|
| **1** | Where is Rosa from? | **a** | He's from Spain. |
| **2** | Where are Jules and Denis from? | **b** | No, he isn't. He's from Russia. |
| **3** | Is Maria from Brazil? | **c** | They're from France. |
| **4** | Is Anton from Italy? | **d** | She's from the United States. |
| **5** | Where is Rosa's father from? | **e** | Yes, she is. |

## 7 My World Answer the questions. Then ask a friend.

Where are you from?
Where are your friends from?
Where are your parents from?
Where are your grandparents from?

## 8 CD1 06 Go to page 102. Listen and repeat the chant.

→ Workbook page 5

**9** CD1 07 **When is Carla's birthday? Listen and choose.**

**a** in February **b** in April **c** in August



**10** CD1 07 **Listen again and practice.**

**Alex:** When's your birthday, Carla?
**Carla:** On April 24th.
**Alex:** So is mine! When were you born?
**Carla:** I was born in 2006. On April 24th, 2006.
**Alex:** Oh! I was born in 2006, too!
**Carla:** Where were you born?
**Alex:** I was born in the United Kingdom. What about you?
**Carla:** I was born in Spain.

**Focus!**

1st, 2nd, 3rd, 4th, 5th, 6th, 7th, 8th, 9th, 10th
When **were** you **born**?
I **was born** on April 24th, 2006.

**11** **Read about the children. Then ask and answer.**



**Emma**
**Date of birth:** June 2nd, 2005
**Place of birth:** the United States

**Alex**
**Date of birth:** April 24th, 2006
**Place of birth:** the United Kingdom

**Carla**
**Date of birth:** April 24th, 2006
**Place of birth:** Spain

**Pedro**
**Date of birth:** January 31st, 2005
**Place of birth:** Brazil

When was Alex born? On April 24th, 2006.

Where was he born? He was born in the United Kingdom.

## Say it!

**12** CD1 08 CD1 09 **How many syllables are there in each word? Listen, count, and repeat.**

***Spain*** ***birth*****-day** Oc-**to**-*ber*

13 CD1 10 **Read and listen.**






















→ Workbook page 7

**Value:** Try new things

# Skills: *Listening and speaking*

Let's start! **What do people do at festivals?**

**14** CD1 11 **Where are these festivals? Listen and match.**

**a** Brazil **b** China **c** Spain **d** the United Kingdom **e** the United States

1 

Bonfire Night, Lewes

2 

Feria, Seville

3 

New Year, Shanghai

4 

Carnival, Rio de Janeiro

5 

Independence Day, New York

**15** CD1 11 **Listen again and say the missing words.**

1 Bonfire Night is on _____ 5th.
2 Feria is always in _____ .
3 Chinese New Year is in _____ or _____ .
4 The Carnival in Rio de Janeiro starts on a _____ .
5 Independence Day is on _____ 4th.

**16** CD1 12 Talk Time **Plan a tour of some festivals.**

Which festivals would you like to go to?

I'd like to go to …

Where are they?

The … is in …

# Skills: *Reading and writing*

Look below! **What does Kiara want to be?**

**17** CD1 13 **Read and listen.**



Kiara is eleven years old, and she's from Moscow in Russia. Kiara wants to be a dancer. She goes to dance classes every week. She wants to dance at the Russian Winter Festival.

The Russian Winter Festival takes place every year in Moscow, in December and January.

Moscow is very cold in the winter, and there's a lot of snow. There are a lot of fun activities at the festival. You can go on a troika ride through the snow. Or you can go ice-skating in the city. There are also lots of beautiful snow sculptures.

At night, you can watch the fireworks. Or you can go and see a show with traditional singers and dancers. Look out for Kiara!

**18** **Read again and correct the sentences.**

1 Moscow is in China.
2 Kiara wants to be an artist.
3 The Winter Festival is in November and January.
4 It's hot in the winter in Russia.
5 You can go swimming in the city.
6 You can watch fireworks in the morning.

Moscow isn't in China. It's in Russia.

Your turn!

**Think of a festival you enjoy.**
When is it?
Which country is it in?
What can you see there?
What can you do there?

**Now write about it in your notebook.**

→ Workbook page 9

# What are mosaics made of?



## 1 CD1 14 Listen and repeat.




tiles




marble




ceramic




glue

## 2 Watch the video.

## 3 CD1 15 Read and listen.

There are lots of different mosaics in countries around the world. Mosaics are made of many small tiles. These tiles are different shapes and colors, and are made of ceramic, glass, paper, or stones, like marble.

Artists put glue on mosaic tiles and then make pictures or patterns with them. Sometimes artists glue the tiles onto cardboard first, then stick the cardboard with the mosaics onto walls, floors, and roofs.

In the past, mosaics in Roman gardens and baths were made of round stones or shells. Today, artists make mosaics for places like train stations and shopping malls to make them look beautiful.

## 4 Answer the questions.

1 What kind of art has many small tiles?
2 What can the tiles be made of?
3 Where were there very old mosaic floors?
4 Why do artists make mosaics today?

## 5 Where would you put a mosaic in your school?

**Guess What!**

*In Spain, some artists used spoons, forks, and knives in mosaics.*

## Project

**6 Find out about a mosaic in your country. Make a fact file about it.**




→ Workbook page 10



# 1 Family and pets


Guess What!

**1** CD1 16 **Listen and look.**

**2** CD1 17 **Listen and repeat. Then match.**


1 my grandparents


2 my aunt


3 my parents


4 my uncle


5 my sister


6 my brother


7 my cousin


8 my best friend


9 my kitten


10 my puppy

**a** artistic **b** smart **c** friendly **d** funny **e** hardworking
**f** kind **g** naughty **h** shy **i** sporty **j** talkative

**3** CD1 18 Think **Listen and guess who. Then practice with a friend.**

They're friendly.

They're Alex's grandparents!

**4** My World **What is your family like? Ask and answer.**



→ Workbook page 12

## 5 CD1 19 Read and listen.

**Focus!**

My dog is **smarter than** my cat.
My brother is **more hardworking than** my sister.



*I'm more talkative than my cousin,*
*She's shyer than me.*
*And I'm friendlier than my cousin,*
*But she's kinder than me.*

## 6 CD1 20 Listen and choose the words.



*I'm* ***more artistic/more hardworking*** *than my brother,*
*He's* ***funnier/sportier*** *than me.*
*And I'm* ***more hardworking/more talkative*** *than my brother,*
*But he's* ***smarter/kinder*** *than me.*

## 7 My World Make questions. Then ask a friend.

| | | |
|---|---|---|
| Are you | more talkative | than your sister? |
| Is your brother | friendlier | than you? |
| Is your sister | more hardworking | than your brother? |
| Is your cousin | smarter | than your cousin? |
| Is your friend | more artistic | than your friend? |

Are you friendlier than your sister?

Yes, I am!

## 8 CD1 21 Go to page 102. Listen and repeat the chant.

→ Workbook page 13

**9** CD1 22 **What are they talking about? Listen and choose.**

**a** friends **b** height **c** age



**10** CD1 22 **Listen again and practice.**

**Teacher:** Who's taller, Carla – you or Emma?
**Emma:** I am!
**Carla:** Hmm. Let's see … I am!
**Teacher:** Wow! You're taller than Emma now!
**Emma:** But I'm still older than you, Carla!
**Teacher:** And who's smarter?
**Carla:** Oh, I don't know. We're both smart!

**Focus!**

**Who's older**, you or your brother?
My brother **is**.

**11** **Read about Emma and Alex. Then ask and answer.**



**Name:** Emma
**Born:** June 2nd, 2005
**Height:** 1 m, 60 cm
**Personality:** quiet, but friendly
**Likes:** sports and homework



**Name:** Alex
**Born:** April 24th, 2006
**Height:** 1 m, 52 cm
**Personality:** loud and funny
**Likes:** art and talking to my friends

artistic funny hardworking old quiet
short sporty talkative tall young

Who is older?

Emma is!

## Say it!

**12** CD1 23 CD1 24 **Which syllables sound the strongest? Listen and repeat.**

**pup**-py re-**peat** **talk**-a-tive hard-**work**-ing

## 13 CD1 25 Read and listen.






















→ Workbook page 15

**Value:** Learn about other cultures

# Skills: *Listening and speaking*

**Let's start!** What can you see at a circus?

**14** CD1 26 **What's life like in a circus family? Listen and say the letters.**

a



Show time in the circus.

b



Sonia at home.

c



The circus at night.

d



Circus life is hard work!

**15** CD1 26 **Listen again and say *true* or *false*.**

1 Sonia's twelve years old.
2 Sonia's older than her brothers and sisters.
3 Sonia's family is hardworking.
4 Sonia's grandparents are clowns.
5 Sonia doesn't go to school.

**16** CD1 27 **Talk Time** **Ask about a friend's family.**

What's your cousin like? — He's/She's …

What are your parents like? — They're …



→ Workbook page 16

# Skills: *Reading and writing*

**Look below!** What are these children good at?

**17** CD1 28 Read and listen.



## Hot shots

Brad Miller and his older sister, Casey, are from the United States. Brad is eleven, and Casey is thirteen. They're both sporty, and they're both very good at playing basketball.

Brad and Casey play on basketball teams. The other players on their teams are older and taller than them, but Brad and Casey are the star players. They practice basketball every day. Someday they want to play for the Los Angeles Lakers.

## Smart artists

Abby and Bianca Watson are twins. They're twelve years old, and they're from the United Kingdom. They're very good at art, and they like painting with bright colors. The twins sell their paintings in stores and art galleries.





This painting is by Abby. It's called "Nature."

**18** **Read again and answer the questions.**

1 Where are Brad and Casey from?
2 Who is older, Brad or Casey?
3 Are Brad and Casey hardworking?
4 Are Abby and Bianca from France?
5 Is Bianca older than Abby?
6 Where do they sell their paintings?

**Your turn!**

**Think of someone you know.**
How old are they?
What are they good at?
What do they work hard at?

**Now write about it in your notebook.**

→ Workbook page 17

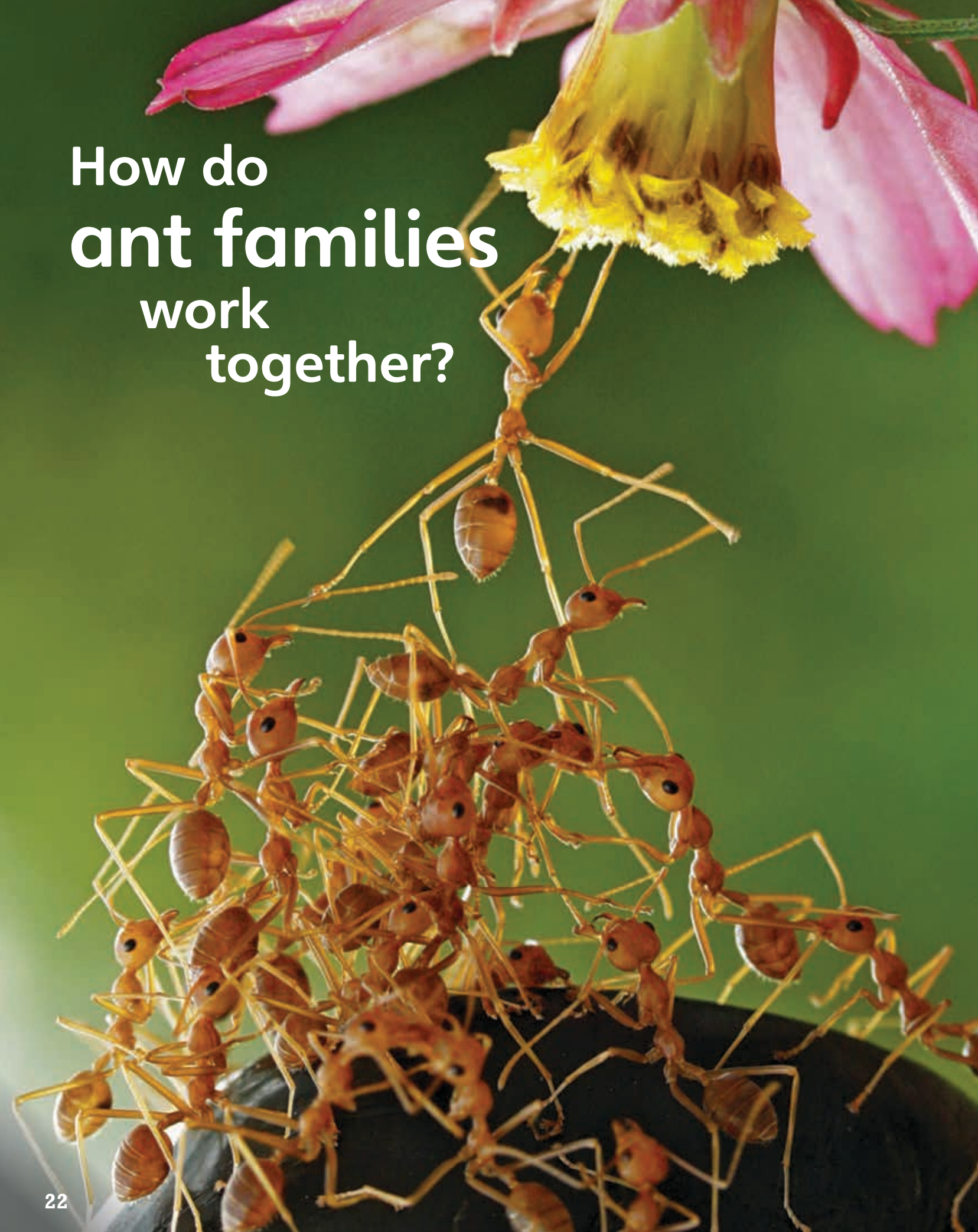

# How do ant families work together?

## 1 CD1 29 Listen and repeat.




worker ant




colony




queen ant




drone




nest

## 2 Watch the video.

## 3 CD1 30 Read and listen.

Ants live in families called colonies. In each colony, ants work together in groups and help one another. Most colonies of ants live in nests, and every colony has one queen ant. The queen's job is to make lots and lots of eggs for the colony.

There are also drone ants and worker ants in colonies. The drones help the queen to make eggs, and the worker ants do all of the other jobs. There are always lots of worker ants. Some of them make the nest and keep it neat and clean. Other worker ants find food, like leaves, and bring it back to the nest.

## Guess What!

*Some ants can live for up to 30 years!*

## 4 Answer the questions.

1 What are ant families called?
2 What does the queen ant do?
3 What do the drone ants do?
4 What do the worker ants do?

## 5 What do you like about working in a group?

## Project

**6 Find out about animal families in your country. Make a story poster and show how the animal family works together.**




→ Workbook page 18

# 2 On the playground




Guess What!

**1** CD1 31 **Listen and look.**

**2** CD1 32 **Listen and repeat. Then match.**












**a** cry **b** litter **c** help others **d** hop **e** shout
**f** skip **g** laugh **h** text a friend **i** throw a ball **j** use a cell phone

**3** CD1 33 **Listen and say the numbers. Then practice with a friend.**

They're skipping. Number 2!

**4** My World **What do you do in school? Ask and answer.**



→ Workbook page 20

## 5 CD1 34 Read and listen.




## 6 My World Read and say *should* or *shouldn't*.

1 We _____ do our homework.
2 We _____ eat and drink in the classroom.
3 We _____ use cell phones in school.
4 We _____ wash our hands before lunch.
5 We _____ listen to music in the classroom.
6 We _____ be quiet in the library.

**Focus!**

We **should** be polite and help people.
We **shouldn't** shout in class.

## 7 My World Make school rules with a friend.

We should play nicely with our friends.

We shouldn't run in the classroom.

## 8 CD1 35 Go to page 102. Listen and repeat the chant.

→ Workbook page 21

**9** CD1 36 **What does Alex have in school? Listen and choose.**

**a** a computer game **b** a cell phone **c** a pencil case



**10** CD1 36 **Listen again and practice.**

**Teacher:** OK, Pedro. Read us the story, please.
**Alex:** Uh-oh!
**Teacher:** Alex! Do you have a cell phone?
**Alex:** Yes, I do.
**Teacher:** You shouldn't use cell phones in school. Bring me the phone, please.
**Alex:** Here you are. I'm sorry.
**Teacher:** OK, now …
**Pedro:** Uh-oh!

**Focus!**

**Bring me** the phone, please.
**Tell the class** about your vacation, please.

**11** Think **Read and match. Then give instructions to your friend.**

1 Give Anna your book, please.
2 Bring me the ball, please.
3 Tell the class about your vacation, please.
4 Pass Max a ruler, please.




Bring me the ball, please.
Here you are.

## Say it!

**12** CD1 37 CD1 38 **Which words sound the strongest? Listen and repeat.**

**Give Anna** your **book.** **Pass Max** a **ruler.**

## 13 CD1 39 Read and listen.




→ Workbook page 23

**Value:** Be kind to animals

# Skills: *Listening and speaking*

**Let's start!** What games do you like playing on your playground?

**14** CD1 40 How do you play *Queenie, Queenie*? Listen and say the letters.

a



b



c



d



**15** CD1 40 Put the rules in order. Listen again and check.

a You need more than two players.
b The Queenie throws the ball behind her. She doesn't look.
c The Queenie guesses who has the ball.
d One player is the Queenie. She takes the ball and turns around.
e Another player catches the ball.

**16** CD1 41 Talk Time Invent or describe a game.

You need … players.

You …

One player …

Another player …



→ Workbook page 24

# Skills: *Reading and writing*

**Look below!** Where are these schools?

**17** CD1 42 **Read and listen. Then match.**

1



Kanta is from Bangladesh. Sometimes it is very rainy, and the children can't go to school. So a school boat comes to Kanta's village. The boat has a classroom and a small library with computers. Students study hard. Kanta studies for three hours every day. She learns math, reading, writing, English, and Bengali.

2



Alfie is from the United Kingdom. He loves reading, and he often goes to the library at his school. The library is in a bus on the playground! The bus has two floors, and there are lots of books. Students can also go to the library before and after school with their parents.

a



b



**18** **Read again and say *true*, *false*, or *don't know*.**

1 Kanta goes to school on a boat.
2 Alfie studies for three hours a day.
3 There isn't a library in Kanta's school boat.
4 Alfie loves reading.
5 There are computers in Alfie's library.
6 Kanta studies every day.

**Your turn!**

**Design an unusual school.**
Where is it: on a boat, in a plane, in a treehouse?
What subjects do the students study?
What rules should they follow?

**Now write about it in your notebook.**

→ Workbook page 25

# Where are the places on the map?



## 1 CD1 43 Listen and repeat.




## 2 Watch the video.

## 3 CD1 44 Read and listen.

A compass helps us find places on a map. This map of New York Central Park shows what is in and close to the park.

To the southwest of the park, we can see a big shopping mall, and we can see a zoo in the southeast. To the west of the park, there is the Hudson River. It runs from the north to the south of New York State. In the east of the park, we can see a famous museum with art from around the world. To the northeast of the park, there's a school.

This map has a compass. It shows N, E, S, and W. It's easy to find places you want to visit.

## 4 Answer the questions.

1 What's to the southwest of the park?
2 Where's the Hudson River on the map?
3 Where's the school on the map?
4 What do N, E, S, and W mean?

## 5 When do you use a map with a compass?

## Guess What!

*The very first maps showed the stars, not our world!*

## Project

**6 Find out about places close to your school. Draw a map with the places and a compass on it.**




→ Workbook page 26

# Review Units 1 and 2

## 1 CD1 45 Read, listen, and choose the words.

This is my pen pal, Lola. She's from **Brazil**/**Mexico**. We're both **eleven**/**twelve**, but she's **older**/**younger** than me. She was born on October **2nd**/**4th**, and I was born on October **22nd**/**24th**.

Lola and I are both **sporty**/**artistic**, and we love **painting**/**soccer**. I think she's a little **smarter**/**kinder** than me, though.

Lola writes to me every month, and she sends me photographs – like this one. Sometimes we **phone**/**text** each other. Lola is very **funny**/**shy**, and her letters always make me **laugh**/**smile**.

Lola says I **should**/**shouldn't** visit her one day. I'd love to!

Nadia



## 2 Read again and correct the sentences.

1 Nadia is eleven years old.
2 Lola was born on November fourth.
3 Nadia is older than Lola.
4 Lola sends Nadia paintings.
5 Lola isn't very funny.

## 3 My World Think of a friend or pen pal. Ask and answer.

Where's he/she from?
When was he/she born?
What's he/she like?

## 4 Write about your friend or pen pal in your notebook.



→ Workbook page 28

## 5 Play the game.

**1** START

**2** born / Russia? / Were / in / you

**3** A _____ person often helps other people.

**4** shyer, / you / your / Who / is / or / friend ?

**5** You shouldn't _____ on the playground.

**6** father / the / States? / your / Is / from / United

**7** START AGAIN!

**8** homework? / always / you / do / your / Do

**9** A _____ person talks a lot.

**10** THROW AGAIN!

**11** You shouldn't _____ cell phones in school.

**12** artistic / parents / you? / more / than / Are / your

**13** You shouldn't _____ at other people.

**14** aunt / Mexico? / from / your / Is

**15** A _____ person likes running, hopping, and skipping!

**16** GO FORWARD ONE SQUARE!

**17** You _____ work hard in school.

**18** born? / friend / was / your / When

**19** GO BACK TWO SQUARES!

**20** GOOD JOB!

**Blue**
Make a question.

**Orange**
Say the missing words.

# 3 Under the ocean




Guess What!

**1** CD2 02 **Listen and look.**

**2** CD2 03 **Listen and repeat. Then match.**




**a** crab **b** dolphin **c** jellyfish **d** octopus **e** seal
**f** shark **g** starfish **h** stingray **i** turtle **j** whale

**3** CD2 04 Think **Listen and guess the animals. Then practice with a friend.**

It has gray fur. It's smaller than a dolphin.

It's a seal!

**4** My World **What's your favorite sea animal? Ask and answer.**



→ Workbook page 30

## 5 CD2 05 Read and listen.



Dolphins are the most intelligent sea animals. They are the friendliest, too.



Blue whales are the biggest sea animals. They are the heaviest and the strongest, too.



Great white sharks are the most dangerous sharks, but they aren't the most dangerous sea animals.



Box jellyfish are the most dangerous sea animals.

**Focus!**

the strongest
the heaviest
the most dangerous

## 6 Read and say *true* or *false*.

1 Blue whales are the weakest sea animals.
2 Dolphins are the most dangerous sea animals.
3 Great white sharks are the most dangerous sharks.
4 Box jellyfish are the friendliest sea animals.

## 7 My World Make sentences about sea animals. Then talk to a friend.

Turtles are the most beautiful sea animals.

Yes, I agree.

No, I don't agree. I think dolphins are the most beautiful.

# Say it!

## 8 CD2 06 CD2 07 Which syllables sound the strongest? Listen and repeat.

***Jell****yfish are* ***dan****gerous.*

***Dol****phins are in****tell****igent.*

**9** CD2 08 **What are they talking about? Listen and choose.**

**a** land animals **b** birds **c** sea animals

**10** CD2 08 **Listen again and practice.**

**Carla:** Hi, Alex. What are you doing?
**Alex:** I'm taking a quiz about animals.
**Carla:** Can I help?
**Alex:** OK. Question one. Which sea animal is the fastest? Is it a turtle, a dolphin, or a seal?
**Carla:** Hmm. I think it's a dolphin. Yes. A dolphin.
**Alex:** Yes! Good job!
**Carla:** OK. Question two …



**Focus!**

**Which** sea animal is **the** fast**est**?
It's a dolphin.

**11** CD2 09 Think **Look at the quiz. Make questions and ask and answer. Then listen and check.**

Which fish is the heaviest? It's a whale shark.

## Are you an animal whiz? Try our animal quiz.

**1** ***fish/heavy?***
- **a)** *blue shark*
- **b)** *whale shark*
- **c)** *great white shark*

**2** ***bird/strong?***
- **a)** *eagle*
- **b)** *penguin*
- **c)** *owl*

**3** ***land animal/strong?***
- **a)** *gorilla*
- **b)** *elephant*
- **c)** *bear*

**4** ***land animal/tall?***
- **a)** *kangaroo*
- **b)** *panda*
- **c)** *giraffe*

**5** ***sea animal/slow?***
- **a)** *crab*
- **b)** *seahorse*
- **c)** *starfish*

**6** ***land animal/dangerous?***
- **a)** *hippo*
- **b)** *lion*
- **c)** *tiger*



**12** CD2 10 **Go to page 102. Listen and repeat the chant.**



→ Workbook page 32

13 CD2 11 **Read and listen.**




→ Workbook page 33

**Value:** Keep our seas and oceans clean

## **Skills:** *Listening and speaking*

**Let's start!** What can you see at an aquarium?

**14** CD2 12 **Which animals do they see? Listen and say the letters.**

a



See our baby dolphins.

b



Touch a stingray.

c



Feed our friendly seals.

d



Meet Otto.

e



Get close to our sharks.

**15** CD2 12 **Listen again and say the missing words.**

1 Otto is the _____ octopus in the world.
2 Ava and Paco see _____ baby dolphins.
3 Ava thinks _____ are dangerous.
4 The time is _____ .
5 They can feed the _____ at a quarter after three.

**16** CD2 13 Talk Time **Plan a trip for this weekend.**

Where would you like to go this weekend?

I'd like to go to …

How can you get there?

You can go by …



→ Workbook page 34

## Skills: *Reading and writing*

**Look below!** What does the Sea Turtle Rescue Center do?

**17** CD2 14 **Read and listen.**

# Save Our Sea Turtles



Turtles are one of the most beautiful animals in the ocean, but they are also in danger. How can we help them?

We should keep our oceans clean. Turtles eat jellyfish, crabs, other sea animals, and plants. Dirty oceans are dangerous to turtles and the food they eat.

We should protect turtle nests. Turtles lay their eggs in nests on the beach. Sometimes birds and other animals eat the eggs or baby turtles.

# Sea Turtle Rescue Center

The Sea Turtle Rescue Center has safe beaches for turtles and their nests. It helps sick turtles in its animal hospital. Then it puts the healthy turtles back into the ocean. Turtles are happiest in the ocean.

**18** **Read again and answer the questions.**

1 Are turtles dangerous?
2 How can we help turtles?
3 What do turtles eat?
4 Where do turtles lay their eggs?
5 What does the Sea Turtle Rescue Center do?
6 Where are turtles happiest?

**Your turn!**

**Think of a sea animal.**
Where does it live?
What does it eat?
Is it in danger?

Now write about it in your notebook.

→ Workbook page 35

# What is an underwater food chain?



## 1 CD2 15 Listen and repeat.




sunlight | producer | primary consumer | secondary consumer

## 2 Watch the video.

## 3 CD2 16 Read and listen.

Many plants and animals live underwater. How does an underwater food chain work? It needs sunlight, producers, primary consumers, and secondary consumers.

Sunlight shines on the ocean, and some sunlight goes under the water. Plants use the sunlight to make, or produce, food inside their leaves. We call these plants "producers."

Fish and other sea animals can't make their own food. They need to eat, or consume, plants and other fish. Some small sea animals or fish eat underwater plants. We call these fish "primary consumers."

Then bigger sea animals or fish, like stingray, eat smaller fish and other sea animals. They are called "secondary consumers." Big secondary consumers like sharks eat animals like seals!

## Guess What!

***Great white sharks can live for up to three months without food.***

## 4 Answer the questions.

1 What helps plants make food inside their leaves?
2 Are producers plants or animals?
3 What do we call fish that eat plants?
4 What do secondary consumers eat?

## 5 Which other food chains can you describe?

## Project

## 6 Find out about another food chain. Draw a picture and write about it.

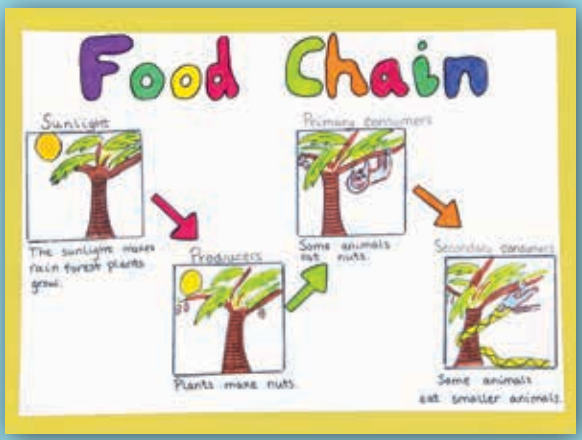


→ Workbook page 36

# 4 Gadgets




Guess What!

**1** CD2 17 **Listen and look.**

**2** CD2 18 **Listen and repeat. Then match.**












**a** digital camera **b** e-reader **c** games console **d** headphones **e** laptop
**f** MP4 player **g** smartphone **h** tablet **i** television **j** video camera

**3** CD2 19 Think **Listen and answer the questions. Then practice with a friend.**

Can you listen to music on an MP4 player?

Yes, you can!

**4** My World **What gadgets do you have? Ask and answer.**



→ Workbook page 38

# Our class visit to Technology Live

## 5 CD2 20 Read and listen.



Luisa: I listened to music on an MP4 player in a watch!

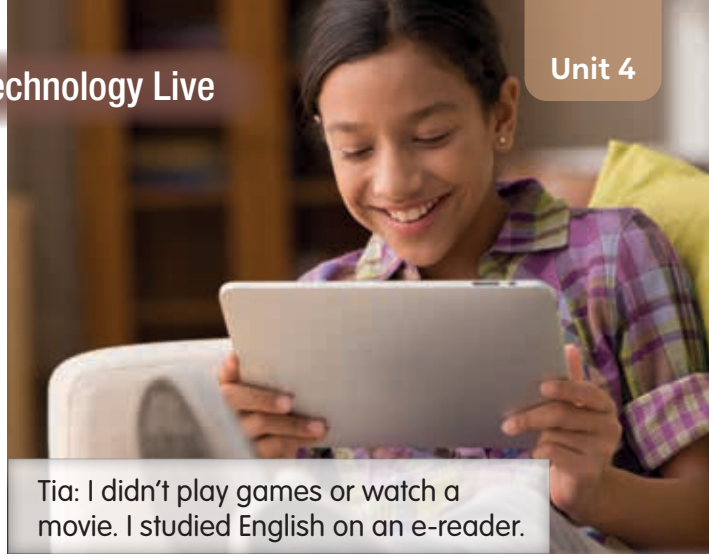

Tia: I didn't play games or watch a movie. I studied English on an e-reader.



Max and Adam: We didn't listen to music. We played great games on the consoles.



Lottie and Simon: We watched a movie on a tablet. We used some cool headphones.

## 6 Read and say the names.

1 They played on the games consoles.
2 She didn't watch a movie.
3 She used an e-reader.
4 She listened to music on an MP4 player.
5 They didn't play on the games consoles. They watched a movie.

**Focus!**

I **studied** English.
I **listened** to music on an MP4 player.
We **didn't listen** to music.

## 7 My World Make true and false sentences about you. Then talk to a friend.

| | | |
|---|---|---|
| listened to | a games console | yesterday evening |
| watched | my MP4 player | last night |
| played on | television | last Saturday |
| used | my laptop | this morning before school |

I watched television this morning before school. — False.

## 8 CD2 21 Go to page 102. Listen and repeat the chant.

→ Workbook page 39

**9** CD2 22 **Who did Emma visit last weekend? Listen and choose.**

**a** her cousins **b** her friends **c** her grandparents



**10** CD2 22 **Listen again and practice.**

**Carla:** Hi, Emma. What did you do last weekend?
**Emma:** I visited my grandparents.
**Carla:** Was it fun?
**Emma:** Yes, it was great.
**Carla:** What did you do?
**Emma:** We watched television, and we played on their new games console.
**Carla:** Do your grandparents have a games console?
**Emma:** Yes, they do. They love playing games!

**Focus!**

What **did** you **do** last weekend?
I **visited** my grandparents.

**11** My World **Choose four activities you did last weekend. Then talk to some friends.**

What did you do last weekend? — I played soccer.

So did I. — I didn't. I visited my cousins.




## Say it!

**12** CD2 23 CD2 24 **Can you hear the different endings? Listen and repeat.**

| /d/ | /t/ | /id/ |
|---|---|---|
| played | watched | visited |



→ Workbook page 40

## 13 CD2 25 Read and listen.




→ Workbook page 41

**Value:** Use technology wisely

# Skills: *Listening and speaking*

## Let's start! Which gadgets do you have?

**14** CD2 26 **What were the first gadgets? Listen and match.**

Adam Osborne | Martin Cooper | Ralph Baer

a



b




c



1973 | 1981 | 1967–1968

**15** CD2 26 **Listen again and answer the questions.**

1 What was the name of the first games console?
2 How many games were there on the first games console?
3 What was the name of the first laptop?
4 How long was the first cell phone?
5 Where did Martin Cooper get the idea for a cell phone?

**16** CD2 27 Talk Time **Decide which inventions are the most useful.**

Which invention is the most useful? | I think it's the …

What do you use it to do? | I use it to …



→ Workbook page 42

# Skills: *Reading and writing*

Look below! **What does Max like using his smartphone for?**

17 CD2 28 **Read and listen.**

Max is eleven years old, and he likes making movies with his smartphone. We asked him some questions.

*How do you make movies?*

I think of a story with my friends. Then they act out the story, and I film it.

*Where do you make your movies?*

We usually go to the park and make the movie outside. Then we go home and edit the movie on my laptop. Editing means choosing the best parts of the movie. I add music and special effects on my laptop, too.

*Where do you watch your movies?*

On the laptop. Sometimes our parents watch them. They think the movies are funny.

*Is making movies difficult?*

No. It's easy with a smartphone!



18 **Read again and correct the sentences.**

1 Max is twelve years old.
2 He likes making movies with his digital camera.
3 He makes movies with his cousins.
4 He always makes movies in the park.
5 He edits the movies on a games console.
6 His parents think the movies are boring.

Your turn!

**Think of your favorite gadget.**
What is it?
What do you like doing with it?

**Now write about it in your notebook.**

→ Workbook page 43

# How do we read a line chart?

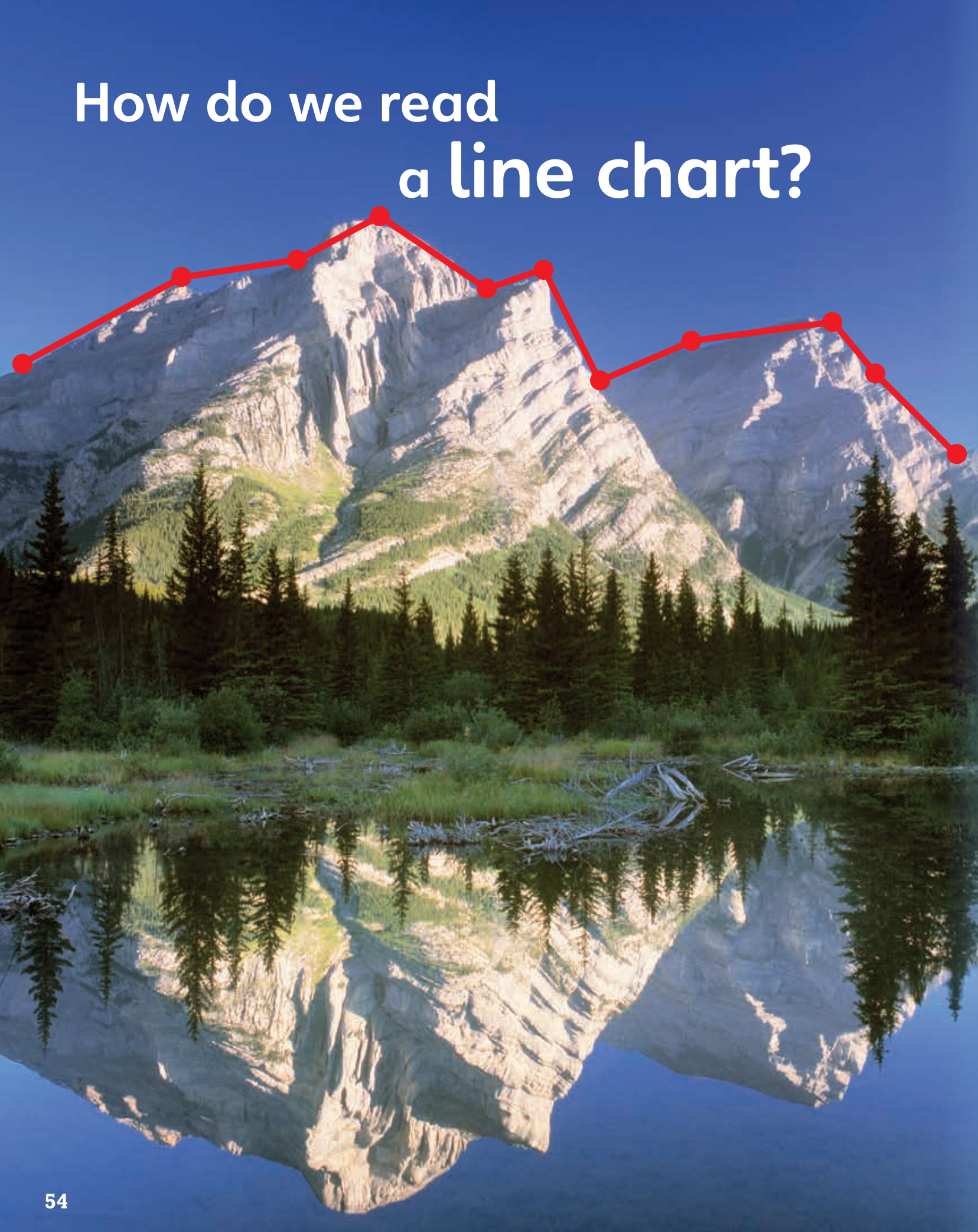

## 1 CD2 29 Listen and repeat.

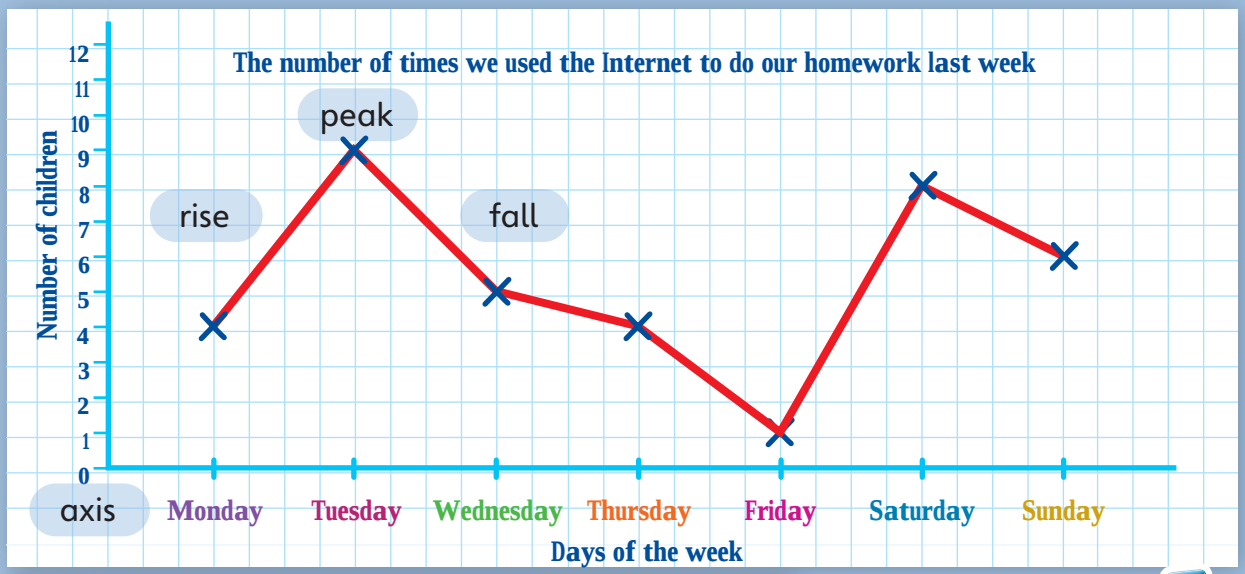


| Mon | Tues | Wed | Thurs | Fri | Sat | Sun |
|---|---|---|---|---|---|---|
| IIII | IIII IIII | IIII | IIII | I | IIII III | IIII I |

data

**Guess What!**

*Different names for the number 0 include zero, nought, zilch, and zip.*

## 2 Watch the video.

## 3 CD2 30 Look at activity 1. Listen and read the data on the line chart.

## 4 Answer the questions.

1 How many children used the Internet to do their homework on Wednesday?
2 When was there a big rise in the number of children using the Internet?
3 When was there a bigger fall – between Tuesday and Wednesday or between Thursday and Friday?
4 Which day shows the peak number of children using the Internet?

## 5 What different data can you put in a line chart?

## Project

**6** Find out how often you and your classmates watch television each week. Draw and label a line chart and then put your data into it.

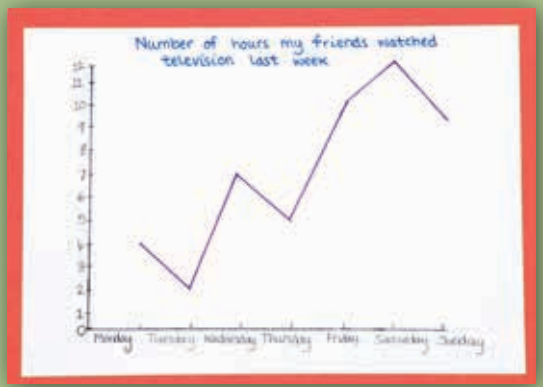


→ Workbook page 44

# Review Units 3 and 4

## 1 CD2 31 Read, listen, and choose the words.



On my eleventh birthday, I **visit/visited** my favorite **art gallery/movie theater** in London with my family. The movie theater has the **biggest/smallest** screen in the United Kingdom, and it was great.
We watched a very **dangerous/interesting** movie. It was called *Under the Ocean*.
The movie was in 3-D, and we **need/needed** special **headphones/glasses**.
There were lots of beautiful sea animals and some funny ones, too. The **strongest/funniest** one was a crab with a jellyfish on its head! The most **exciting/dangerous** animals were the sea snakes.
We also **listened/learned** about taking care of our oceans.
We should keep them **clean/dirty**.
It was my favorite birthday ever!
Tom

## 2 Read again and answer the questions.

1 How old was Tom?
2 Where did he visit on his birthday?
3 What movie did he watch?
4 What was the funniest sea animal?
5 What did Tom learn about oceans?

## 3 My World Think of a visit to the movie theater. Ask and answer.

What movie did you watch?
Was it in 3-D?
What was it about?

## 4 Write about a movie theater visit in your notebook.



→ Workbook page 46

## 5 Play the game.

# TECHNOLOGY FAIR

1 Start

2 Which is the strongest land animal?

3 Watch television/ last night

4 Free headphones! Miss a turn!

5 Use an e-reader/ before school

6 Which is the most dangerous sea animal?

7 Visit grand-parents/last weekend

8 Which sea animal has eight legs?

9 Play on the games consoles! Miss a turn!

10 Which is the most intelligent sea animal?

11 Play on a laptop/ yesterday afternoon

12 You lose your smartphone. Go back to the start.

13 Listen to music/ yesterday evening

14 Which dangerous sea animal has a lot of teeth?

15 Watch the digital jellyfish. Miss a turn!

16 Which is the tallest land animal?

17 Study English/ last Saturday

18 Finish!

**Green**
Answer the questions.

**Purple**
Make true sentences using these words.



# 5 The natural world


Guess What!

**1** CD2 32 **Listen and look.**

**2** CD2 33 **Listen and repeat. Then match.**












**a** cave **b** desert **c** forest **d** island **e** jungle
**f** lake **g** mountain **h** river **i** volcano **j** waterfall

**3** CD2 34 Think **Listen and say *true* or *false*. Then practice with a friend.**

You can climb a mountain. True!

**4** My World **Which of these things would you like to see? Ask and answer.**



→ **Workbook page 48**

## 5 CD2 35 Read and listen.



My family went to Iceland. It was very beautiful. We saw mountains and high waterfalls.



We had lunch on a volcano! We drank hot chocolate with our lunch.



We swam in a lake. The water was warm.



We caught a big fish in a river. Then we ate the fish for dinner. It was delicious.

## 6 Think Read and correct the sentences.

1 The family went to Russia.
2 They had lunch in a café.
3 They drank orange juice.
4 They swam in a river.
5 They caught a seal in a river.
6 They ate an octopus for dinner.

**Focus!**

have – **had**
go – **went**
see – **saw**
swim – **swam**
eat – **ate**
drink – **drank**
catch – **caught**

## 7 My World Think about your vacation last summer. Then ask and answer.

Where did you go on vacation last summer?
What did you do?
What did you see?
What did you eat and drink?

I went to Baha in Mexico. We swam in the ocean, and we saw whales. We didn't see any sharks.

# Say it!

## 8 CD2 36 CD2 37 Which words sound the strongest? Listen and repeat.

*We* ***didn't go*** *to a* ***mountain.*** *We* ***went*** *to a* ***lake.***

→ Workbook page 49



**9** CD2 38 **Where did Emma go on vacation? Listen and choose.**

**a** a desert **b** a jungle **c** an island

**10** CD2 38 **Listen again and practice.**

**Alex:** Hi, Emma. What are you doing?
**Emma:** I'm making an album about my vacation. Look, I went to Easter Island.
**Alex:** Cool! Did you see these statues?
**Emma:** Yes, I did. They were amazing.
**Alex:** Did you climb the statues?
**Emma:** No, I didn't! You shouldn't climb on statues, Alex.
**Alex:** I know. It was a joke!

**Focus!**

**Did** you **see** statues?
**Yes**, I **did**.
**No**, I **didn't**.

**11** Think **Think about Alex's vacation scrapbook. Then ask and answer.**

see animals | swim in a lake | climb a mountain | have a picnic | drink coffee
go on a boat trip | see a cave | catch a fish | take photographs | visit a museum

Did he see animals? Yes, he did.
Did he swim in a lake? No, he didn't.


the mountain we climbed

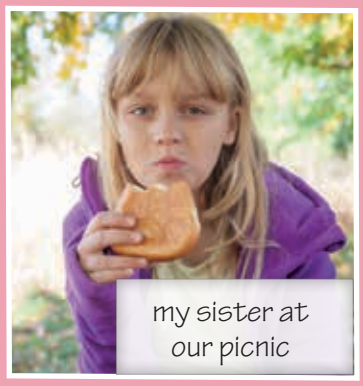
my sister at our picnic

**WHITE SHARK** boat trip


penguins at the beach


my grandpa and grandma at the market

**12** CD2 39 **Go to page 103. Listen and repeat the chant.**



→ Workbook page 50

## 13 CD2 40 Read and listen.




→ Workbook page 51

**Value:** Encourage your friends

# Skills: *Listening and speaking*

**Let's start!** What is the most interesting animal you can think of?

**14** CD2 41 **Where can you find them? Listen and say *rain forest* or *desert*.**



bilby



armadillo lizard



rafflesia



parrot flower



baseball plant

**15** CD2 41 **Listen again and choose the words.**

1 Bilbys have long **ears/legs**.
2 Armadillo lizards are **big/small**.
3 The rafflesia is the **oldest/biggest** flower in the world.
4 The parrot flower looks like a **bird/bat**.
5 The baseball plant grows in the **United States/China**.

**16** CD2 42 Talk Time **Identify animals and plants.**

What's this animal called? It's called a …

What's this plant called? It's called a …

# Skills: *Reading and writing*

Look below! **What did Billy do on vacation?**

**17** CD2 43 **Read and listen.**



## My vacation in the Volcanoes National Park.

We arrived yesterday. The park is very beautiful. There are mountains, volcanoes, and rain forests. There are also about 480 mountain gorillas in the park. We wanted to see them.

You can only visit the gorillas with a guide. We got up very early this morning and walked through the forest for three hours. Then our guide pointed in front of us. We saw a gorilla family!

There was a mother gorilla with a baby and a father gorilla. Father gorillas are called silverbacks, and they're very strong. The gorillas didn't hide – they watched us, too! We stayed close to them for one hour. Then we went back to our hotel. It was the most exciting day of my life!

**18** **Read again and answer the questions.**

1 Did Billy go to a desert?
2 How many gorillas live in the park?
3 Did Billy visit the gorillas at night?
4 What are father gorillas called?
5 Were the gorillas interested in Billy?
6 Did he enjoy meeting the gorillas?

Your turn!

**Think of your favorite vacation.**
Where did you go?
What did you do?
What did you see?

**Now write about it in your notebook.**

→ Workbook page 53



# What happens when a volcano erupts?

## 1 CD2 44 Listen and repeat.




## 2 Watch the video.

## 3 CD2 45 Read and listen.

Volcanoes look like mountains, but volcanoes have a vent inside and a crater at the top. Sometimes they erupt, and very hot, red material comes up the volcano's vent and runs into the crater. This hot material is called lava, and it is very dangerous.

Next, ash and rocks fly high into the air, and the lava runs down the sides of the volcano. After the eruption, the lava gets colder, and it turns to rock.

Lava sometimes runs over plants, and then they stop growing.

A volcano that erupts is called an active volcano. There are about 1,500 active volcanoes in the world.

## 4 Answer the questions.

1 What does a volcano look like?
2 What is at the top of the volcano?
3 What happens to the very hot, red material when a volcano erupts?
4 How many active volcanoes are there?

## 5 Which volcano would you like to see?

**Guess What!**

*The world's largest active volcano is Mauna Loa in Hawaii. It is 4,169 m tall.*

## Project

**6 Find out about a volcano in your continent. Write a fact file about it.**




→ Workbook page 54



# 6 Helping at home


Guess What!

**1** CD3 02 **Listen and look.**

**2** CD3 03 **Listen and repeat. Then match.**












**a** clean the bathroom **b** cook dinner **c** dry the dishes **d** set the table
**e** make my bed **f** take the trash out **g** sweep the floor
**h** clean my bedroom **i** wash my clothes **j** water the plants

**3** CD3 04 Think **Listen and guess the answers. Then practice with a friend.**

What's he doing?

Hmm ... he's taking the trash out!

**4** My World **How often do you help at home? Ask and answer.**



→ Workbook page 56

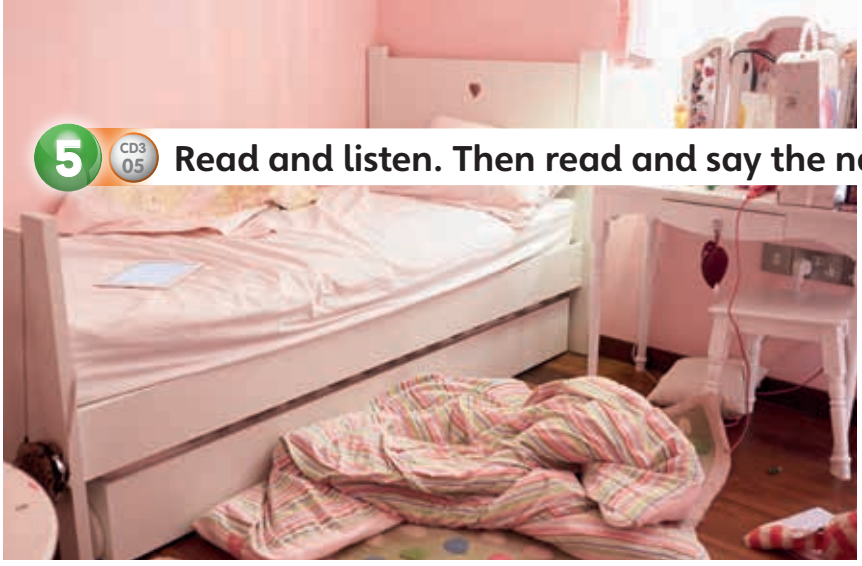



**5** CD3 05 **Read and listen. Then read and say the names.**

TUESDAY

Ellen – please clean your room and set the table.
Alfie – please make your bed and water the plants.
Max – please take the trash out and sweep the floor.
Thanks, Mom

1. I have to water the plants, and I have to make my bed. I don't have to take the trash out.
2. My sister has to clean her room, and she has to set the table. She doesn't have to make her bed.
3. My brother doesn't have to clean his room. He has to sweep the floor, and he has to take the trash out.

**Focus!**

I **have to** make my bed.
I **don't have to** take the trash out.

**6** **Read and answer the questions.**

1 Does Ellen have to make her bed?
2 Does Max have to clean his room?
3 Does Alfie have to take the trash out?
4 Does Ellen have to set the table?
5 Does Max have to sweep the floor?

**7** Think **Write an instruction for a friend. Then mime and guess.**

Please clean the bathroom.

Do you have to clean the bathroom?

Yes, I do.

## Say it!

**8** CD3 06 CD3 07 **Can you hear the different endings? Listen and repeat.**

| /s/ | /z/ | /iz/ |
|---|---|---|
| plants | clothes | dishes |

→ Workbook page 57

**9** CD3 08 **What does Pedro like doing? Listen and choose.**

**a** collecting the books **b** watering the plants
**c** feeding the fish



**10** CD3 08 **Listen again and practice.**

**Alex:** What do you have to do today, Pedro?
**Pedro:** I have to collect the books. What about you?
**Alex:** I have to water the plants.
**Pedro:** Who has to feed the fish today?
**Alex:** Emma does.
**Pedro:** Lucky her – I love feeding the fish.
Who has to feed the fish tomorrow?
**Alex:** You do.
**Pedro:** Oh, good!

**Focus!**

What **do** you **have to do**?
I **have to** collect the books.
Who **has to** feed the fish?
Luisa **does**.

**11** Think **Look at the classroom schedule. Then ask and answer.**

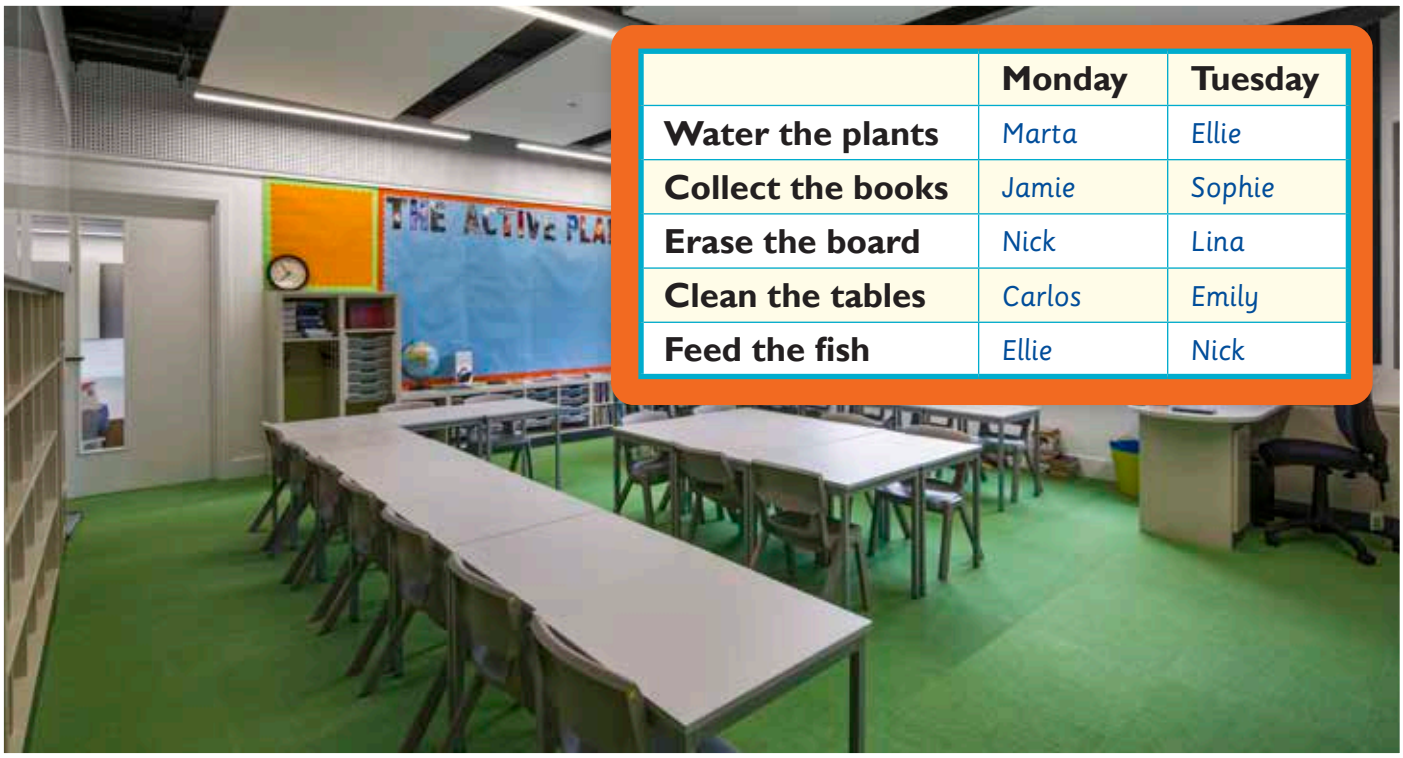

| | Monday | Tuesday |
|---|---|---|
| **Water the plants** | Marta | Ellie |
| **Collect the books** | Jamie | Sophie |
| **Erase the board** | Nick | Lina |
| **Clean the tables** | Carlos | Emily |
| **Feed the fish** | Ellie | Nick |

Who has to erase the board on Monday? Nick!

What does Nick have to do on Tuesday? He has to feed the fish.

**12** CD3 09 **Go to page 103. Listen and repeat the chant.**



→ Workbook page 58

## 13 CD3 10 Read and listen.




→ Workbook page 59

Value: Help other people

## **Skills:** *Listening and speaking*

**Let's start!** What does your home look like?

**14** CD3 11 **Where do these families live? Listen and say the letters.**

a




b



c



d



**15** CD3 11 **Listen again and say *true* or *false*.**

1 The transparent house is in Japan.
2 The cave house doesn't have a bathroom.
3 The family with the houseboat lives in the United Kingdom.
4 Six giraffes live at the Giraffe Manor hotel.

**16** CD3 12 Talk Time **Design your own home.**

It's a cave house. It has …

There are … bedrooms.

The living room is …

The garden has …



→ Workbook page 60

# Skills: *Reading and writing*

**Look below!** **What does Sasha do to help at home?**

**17** CD3 13 **Read and listen.**

***Sasha Rudd lives on a farm. What does she have to do at home?***

I get up at six o'clock in the morning, and I help with the animals. We have cows, goats, and hens on our farm.

I feed the hens every morning before school. I have to collect the eggs, too. This morning I found six eggs. We had them for breakfast.

On the weekend, I help with the goats. I have to feed them, and I milk them, too. We make cheese with the milk.

I don't have to help with the cows much, but sometimes I have to clean the cowshed after school. That isn't my favorite job!

Life on a farm is hard work, but it's fun. Come and stay!

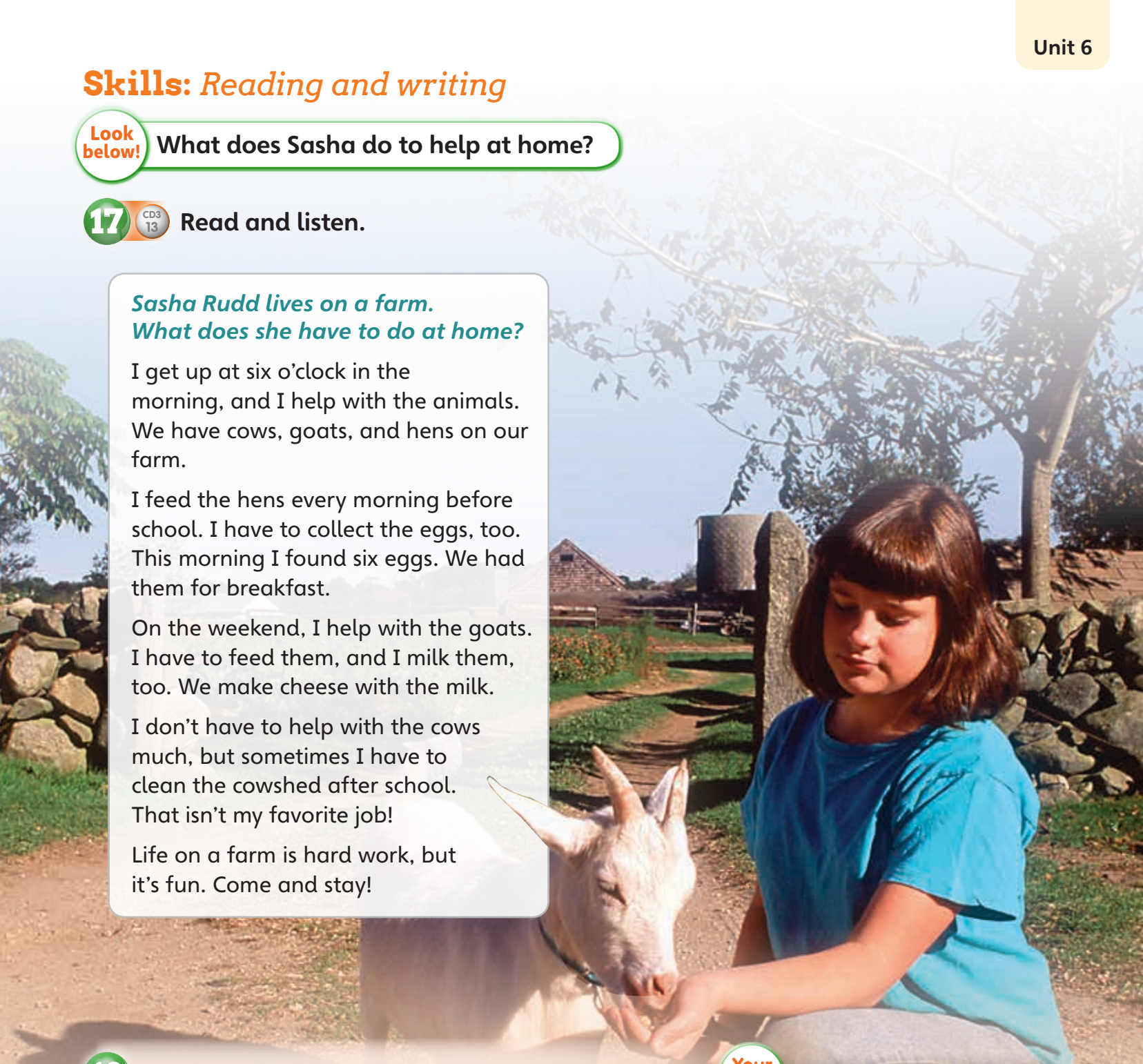

**18** **Read again and say the missing words.**

1 Sasha _____ _____ at six o'clock in the morning.
2 There are cows, _____ , and goats on Sasha's farm.
3 Sasha had eggs for _____ this morning.
4 Sasha helps with the _____ on the weekend.
5 Sasha's family makes _____ with goat's milk.
6 Sasha has to _____ the cowshed after school.

**Your turn!**

**Think about your day.** What do you do before and after school? Do you have to help at home or school?

**Now write about it in your notebook.**

→ Workbook page 61

# What were castle homes like?



## 1 CD3 14 Listen and repeat.




tower




candle




fire




wall

## 2 Watch the video.

## 3 CD3 15 Read and listen.

In the past, some people lived in castles. Most castles had water and big walls around them. The castle walls had tall towers in them. People climbed the towers to see things far away.

Inside the castle there was one very big hall. In this room, families had meals around a long wooden table and talked and listened to music.

Castles had very big kitchens, and people cooked food on open fires. People ate a lot of meat and also bread, fruits, and vegetables. Castles had big gardens, and people grew their own fruits and vegetables. It was very dark at night, and there were no lights. People used candles to see in the dark.

## 4 Answer the questions.

1 Where did families eat, talk, and listen to music?
2 How did people cook their food?
3 What did people grow in the garden?
4 How did people see in the dark?

## 5 Would you like to live in an old castle?

## Guess What!

***People used wood, not stone, to make the very first castles.***

## Project

**6 Find out about a castle. Make a poster about it.**

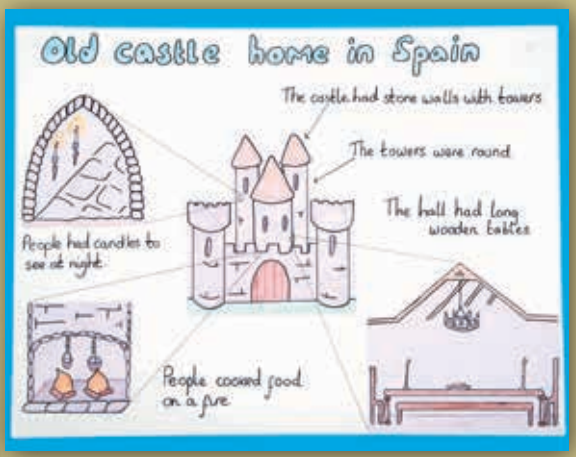


→ Workbook page 62

# Review Units 5 and 6

## 1 CD3 16 Read, listen, and choose the words.

To:

Last month, I went to Loch Ness with my youth club. Loch Ness is a big **island/lake** in **Russia/Scotland**. Some people think a **monster/whale** lives in it. It was an exciting weekend. Some of my friends swam in the lake, but I didn't. The water was very **hot/cold**. We all went on a boat trip, and we looked for the **whale/monster**, but we **saw/didn't see** it.

In the evening, we **went for a walk/ had a picnic** in the **mountains/forest** close to the lake.

Our teacher caught a **fish/monster**, and I had to help cook it for **lunch/ dinner**. Then my friend had to **dry/ wash** the dishes, but we didn't have to set **the table/the bathroom**. We didn't have one!

Becky



## 2 Read again and say *true* or *false*.

1 Becky went to a lake.
2 Becky swam in the lake.
3 Becky didn't see the Loch Ness monster.
4 Becky had to help cook dinner.
5 Her friend had to dry the dishes.

## 3 My World Think of an exciting trip. Ask and answer.

Where did you go?
What did you do?
What did you see?

## 4 Write about your trip in your notebook.



→ Workbook page 64

## 5 Play the game.

7 A _____ is a tropical forest.

6 today? / Who / clean / to / has / classroom / the

8 sweep / before / Did / school? / you / floor / the

5 You don't like bats! Miss a turn.

9 You have to _____ plants sometimes.

4 chocolate / Did / drink / hot / you / night? / last

3 You have to _____ your bed in the morning.

2 clean / bathroom? / you / have / Do / to / the

1 A _____ flows from a mountain to the ocean.

7 You don't like spiders! Miss a turn.

8 vacation? / volcano / Did / climb / on / a / you

6 family? / has / Who / cook / to / dinner / your / in

9 An _____ is land with water around it.

5 You have to _____ a messy bedroom.

4 eat / octopus / Did / breakfast? / for / you

3 A _____ is a place under the ground.

2 trash? / Do / out / have / you / take / to / the

1 You have to _____ dirty clothes.

Good job!

FINISH

ENTER HERE

Find the hidden treasure!

**Green**
Say the missing words.

**Purple**
Make a question.

# 7 Feelings



Guess What!

**1** CD3 17 **Listen and look.**

**2** CD3 18 **Listen and repeat. Then match.**




**a** angry **b** bored **c** excited **d** hungry **e** interested
**f** scared **g** surprised **h** thirsty **i** tired **j** worried

**3** CD3 19 **Listen and say *true* or *false*. Then practice with a friend.**

Look at picture ten. She's scared.

False!

**4** My World **Mime a feeling. Ask and answer.**



→ Workbook page 66

## 5 CD3 20 Read, listen, and find. Then say the names.




**Focus!**

He's scared **because** he doesn't like spiders.










1 He's scared because he doesn't like spiders.
2 She's eating because she's hungry.
3 They're smiling because they're happy.
4 He's surprised because there's a spider.
5 He's laughing because it's funny.

## 6 Think Read and match.

| | |
|---|---|
| 1 Lucy is happy because … | a there's a bird on Jim's head. |
| 2 Ben is suprised because … | b the spider is on his bananas. |
| 3 Emily is hungry because … | c it's breakfast time. |
| 4 Ali is scared because … | d he really doesn't like spiders. |
| 5 It's funny because … | e she's talking to her friend. |

## 7 My World Make sentences with a friend.

I'm hungry because …

I'm happy because …

# Say it!

## 8 CD3 21 CD3 22 Does the end of the sentence go up or down? Listen and repeat.

*I'm surprised because this lesson is easy.* ↘

*He's laughing because it's funny.* ↘

→ Workbook page 67

## 9 CD3 23 Who's scared of sharks? Listen and choose.

**a** Emma **b** Emma's sister **c** Pedro



## 10 CD3 23 Listen again and practice.

**Pedro:** Hi, Emma. How are you today?
**Emma:** I'm OK, but I'm a little tired.
**Pedro:** Why are you tired?
**Emma:** I'm tired because it was my sister's birthday yesterday. We stayed up late and watched a movie.
**Pedro:** That sounds like fun.
**Emma:** Yes, but then my sister didn't want to go to bed because she was scared.
**Pedro:** Why was she scared?
**Emma:** Because it was a movie about sharks. She's scared of sharks.
**Pedro:** Oh, no!

**Focus!**

**Why** is she tired?
She's tired **because** she stayed up late.

## 11 My World Read and match. Then ask how your friends are feeling and why.







**a** Because there isn't any juice.
**b** Because he doesn't like reading.
**c** Because it's her birthday.
**d** Because she's reading a good book.
**e** Because the cookies aren't on the plate.

## 12 CD3 24 Go to page 103. Listen and repeat the chant.



→ Workbook page 68

## 13 CD3 25 Read and listen.




→ Workbook page 69

**Value:** Respect nature

## Skills: *Listening and speaking*

**Let's start!** What is your favorite book and why?

**14** CD3 26 **What are their favorite books? Listen and match.**

a **Goodnight, Mr. Tom,** Michelle Magorian

b **Horrid Henry,** Francesca Simon




c **Charlie and the Chocolate Factory,** Roald Dahl

d **Stay Out of the Basement,** R.L. Stine

**15** CD3 26 **Listen again and choose the words.**

1 "Stay Out of the Basement" is about two children and their **mother/father/uncle**.
2 The "Horrid Henry" stories are **exciting/funny/sad**.
3 **Four/Five/Six** children visit the factory in "Charlie and the Chocolate Factory."
4 "Goodnight, Mr. Tom" is about a boy and an old **man/woman/horse**.

**16** CD3 27 Talk Time **Discuss your favorite author.**

Who's your favorite author? — My favorite author is …

What kind of stories does he/she write? — He/She writes …

# Skills: *Reading and writing*

Look below! What is Jack climbing?

17 CD3 28 Read and listen.

## Jack and the Beanstalk

Jack and his mother lived in a village. His mother was often worried because they didn't have any money. One day, Jack had to go to the market and sell their cow. Then he had to buy some food, but Jack only bought five beans.

Jack's mother was very angry. She threw the beans out the window. That night, they grew into a magic beanstalk. Jack and his mother were very surprised.

Jack climbed up the beanstalk. A giant lived in a castle at the top. Jack was scared, but the giant was friendly. He gave Jack a magic hen for his mother. The hen made gold eggs. Jack's mother was very happy, and Jack and the giant were friends.

18 **Read again and answer the questions.**

1 Why was Jack's mother often worried?
2 Where did Jack have to sell the cow?
3 How many beans did Jack buy?
4 Who lived at the top of the beanstalk?
5 Why was the hen magic?
6 How did his mother feel at the end of the story?

Your turn!

**Think of a story you know.**
Who is in the story?
What happens in the story?
Is the story funny, exciting, sad, or scary?

**Now write about it in your notebook.**

→ Workbook page 71

# How do animals communicate?



## 1 CD3 29 Listen and repeat.







1 growl
2 flap
3 hiss
4 purr
5 change color

## 2 Watch the video.

## 3 CD3 30 Read and listen.

Different animals communicate in different ways. Many animals use sounds to communicate with each other. Birds sing, lions, and tigers growl, and turtles can hiss. Chimpanzees touch hands to say "Hello!" Some animals, like frogs and spiders, change color to send messages to each other.

Animals communicate how they feel with their bodies, heads, mouths, and ears. Animals show they are happy in different ways. Polar bears move their heads from side to side, some wild cats purr, and excited elephants flap their ears.

Animals show they are angry in different ways, too. Elephants move very fast, bears growl, and snakes and crocodiles hiss.

## 4 Answer the questions.

1 How do chimpanzees say "Hello"?
2 How do some frogs and spiders send messages to each other?
3 What body parts do animals use to communicate?
4 How do snakes and crocodiles show they're angry?

## 5 How do you communicate your feelings to your family?

**Guess What!**

*Whales jump out of the water to send messages to other whales.*

## Project

**6 Find out how animals communicate. Make a chart with information about it.**




→ Workbook page 72

# 8 Outdoor sports




Guess What!

**1** CD3 31 **Listen and look.**

**2** CD3 32 **Listen and repeat. Then match.**












**a** bodyboarding **b** canoeing **c** go-carting **d** hiking **e** rock climbing
**f** rowing **g** scuba diving **h** snorkeling **i** trampolining **j** windsurfing

**3** CD3 33 **Listen and answer the questions. Then practice with a friend.**

Look at picture 5. Are they canoeing?

No, they aren't!

**4** My World **What activities would you like to do? Ask and answer.**



→ Workbook page 74

## 5 CD3 34 Read and listen.



Sam: It was my birthday on Saturday. I went go-carting with my friends. It was really exciting.



Sally: I went to the country with my family. We didn't go hiking. We went canoeing!



Mike: I visited my cousins last weekend. We went to the beach, and we went bodyboarding. The water was very cold.



Lola: I went trampolining with my friends at the sports center.

**Focus!**

They **didn't go go-carting** on Saturday.
What **did** she **do** last weekend?
She **went canoeing**.

## 6 Match the questions and answers.

1 What did Sam do on Saturday?
2 Did Sally go hiking?
3 Did Lola go trampolining?
4 What did Mike do?

a He went bodyboarding.
b Yes, she did.
c He went go-carting.
d No, she didn't.

## 7 My World Ask and answer.

What did you do last weekend? — I went hiking.

Did you go windsurfing? — No, I didn't. I went swimming.

## 8 CD3 35 Go to page 103. Listen and repeat the chant.

→ Workbook page 75

**9** CD3 36 **What are they talking about? Listen and choose.**

**a** the weekend **b** last month **c** last year



**10** CD3 36 **Listen again and practice.**

**Pedro:** Can I see your photographs, Carla?
**Carla:** Yes, of course – it's an album of my year.
**Pedro:** I like this photograph! Did you go windsurfing last year?
**Carla:** Yes, I did. I went on an activity vacation with my school.
**Pedro:** Great! When did you go?
**Carla:** In March. We went rowing, too.
**Pedro:** Cool! And when did you go skiing?
**Carla:** In December.
**Pedro:** Wow!

**Focus!**

When **did** you **go skating**?
I **went skating** in December.

**11** My World **Choose four activities you did last year. Then talk to a friend.**

snorkeling | rowing | bodyboarding | sailing | canoeing | swimming | rock climbing | trampolining | windsurfing | ice-skating | fishing | go-carting | hiking | biking



Did you go skiing last year? Yes, I did.

So did I. When did you go (skiing)? In February.

Oh! I went in March.

## Say it!

**12** CD3 37 CD3 38 **Does the end of the question go up or down? Listen and repeat.**

*When did you go windsurfing?* ↗ *What did you do in March?* ↗

## 13 CD3 39 Read and listen.




→ Workbook page 77

Value: Be safe

# **Skills:** *Listening and speaking*

**Let's start!** What new hobby would you like to try?

**14** CD3 40 **Which is Malia's club? Listen and choose a picture.**

a



b



**15** CD3 40 **Listen again and say *true* or *false*.**

1 Malia thinks windsurfing is boring.
2 Malia goes to a windsurfing club on Tuesdays.
3 Malia has windsurfing lessons on a lake.
4 Windsurfing can be dangerous.
5 Malia gets scared sometimes.

**16** CD3 41 Talk Time **Plan to join a new sports club.**

What sport should we play?

Let's try …

What equipment do we need?

We need …



→ Workbook page 78

# Skills: *Reading and writing*

**Look below!** Why is this game of volleyball different?

**17** CD3 42 **Read and listen.**

## Let's try something different!

Do you like trampolining? Try bossaball! Bossaball is like volleyball, but you play on a trampoline. There are two teams. The players hit or kick the ball over a net. The ball hits the floor, and the team gets a point.

Can you swim underwater? What about playing hockey? Underwater hockey started in the United Kingdom. Now people play it all over the world. There are two teams. The players have to push a hockey puck at the bottom of a pool. It's also called "Octopush."

Do you enjoy body boarding? Do you have a dog? How about a dog surfing competition? Dog surfing competitions are popular in California, in the United States. There are competitions every year.

**18** **Read again and say the missing words.**

1 Bossaball is like _____ .
2 You play bossaball on a _____ .
3 You play underwater _____ in a swimming pool.
4 There are _____ teams in underwater hockey.
5 _____ surfing is popular in the United States.
6 There are competitions every _____ .

**Your turn!**

**Think of an unusual sport.**
Where do you play it?
How do you play?

**Now write about it in your notebook.**

→ Workbook page 79

# What makes our bodies move?

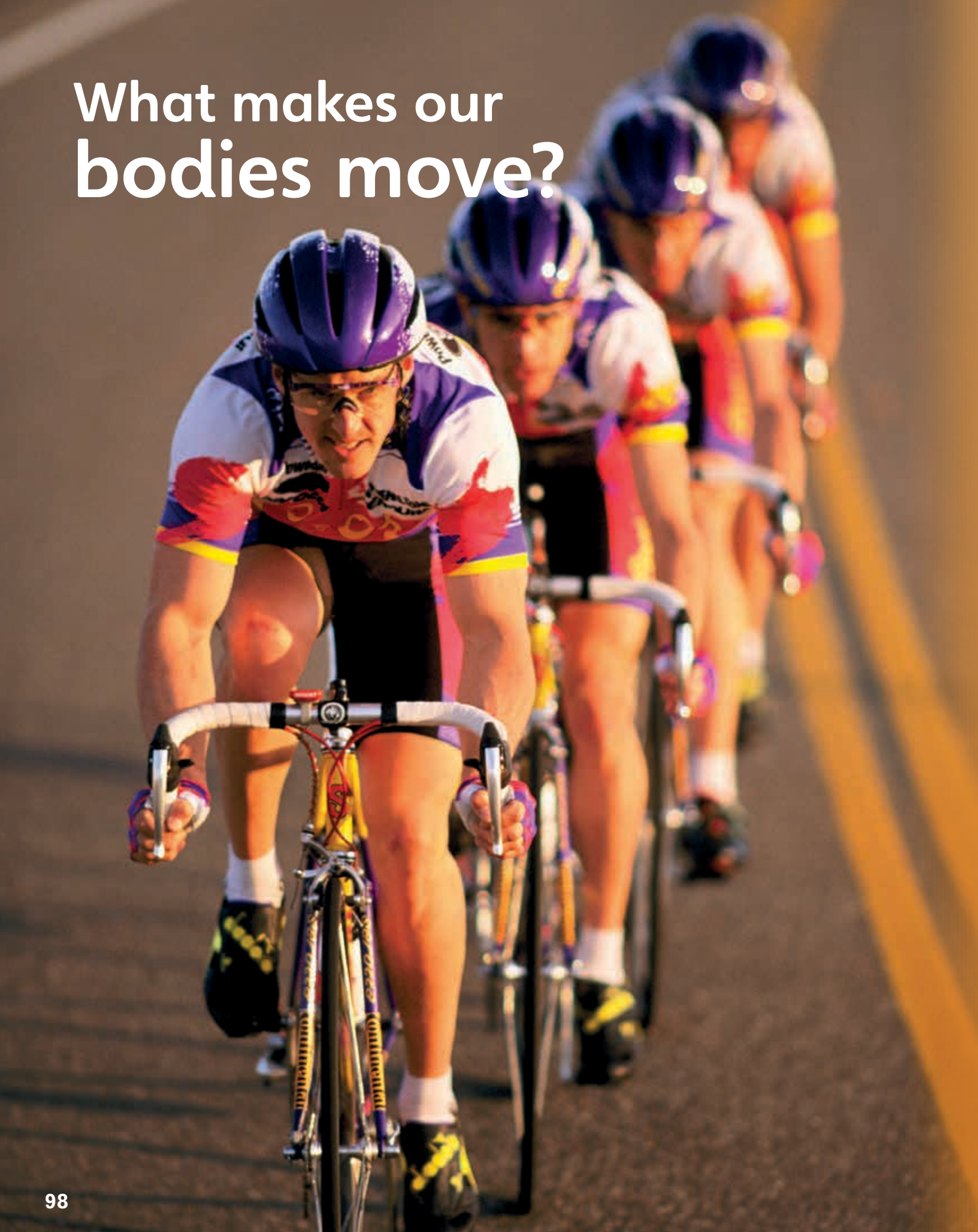

## 1 CD3 43 Listen and repeat.




## 2 Watch the video.

## 3 CD3 44 Read and listen.

We move our bodies a lot for sports because we run, jump, bend, and stretch. We use our bones, muscles, and joints.

Two or more bones meet at our joints. Elbows are joints in our arms, and knees are joints in our legs. We have lots of muscles in our body, from our faces to our feet. Muscles are connected to our bones. Muscles get longer or shorter to make our joints and bones move.

We need strong bones, muscles, and joints for sports. Some sports, like hiking, use our leg muscles. Some sports, like rowing, use our arm muscles. Some sports, like rock climbing, use leg, arm, and other muscles in our body.

## 4 Answer the questions.

1 What do we use to move our bodies?
2 Where are our knee and elbow joints?
3 How do our muscles help us move?
4 Why should our bones, muscles, and joints be strong?

## 5 Which parts of your body are the strongest and the weakest?

### Guess What!

*We use 17 muscles in our face to smile and 43 muscles to frown!*

## Project

### 6 Choose three sports you enjoy. Make a leaflet showing the parts of the body you use for each sport.




→ Workbook page 80

# Review Units 7 and 8

## 1 CD3 45 Read, listen, and choose the words.

My scariest experience was last year. I was on vacation with my parents, and we went **rock climbing**/**hiking** in the mountains.
I was a little **bored**/**excited** at first. I like **hiking**/**rock climbing**, but we **climbed**/**walked** for a long time, and we didn't see anything.
Then suddenly we saw a brown **gorilla**/**bear**. It was really **close to**/**far away** from us, but I was very **excited**/**scared**.
We were lucky **because**/**but** the **gorilla**/**bear** didn't see us. We turned around and **walked**/**ran** away. We didn't **shout**/**laugh** or **skip**/**run**.
The people at the hotel were **interested in**/**surprised by** our story, but after that I didn't want to go into the mountains again. I went **rowing**/**trampolining** instead.

Josh



## 2 Read again and answer the questions.

1 Why was Josh bored?
2 Was the animal close to them?
3 Was Josh scared?
4 Did his family run away?
5 Why did Josh go trampolining the next day?

## 3 My World Think of your scariest experience. Ask and answer.

When did it happen?
What happened?
How did you feel?

## 4 Write about your scariest experience in your notebook.



→ Workbook page 82

## 5 Play the game.

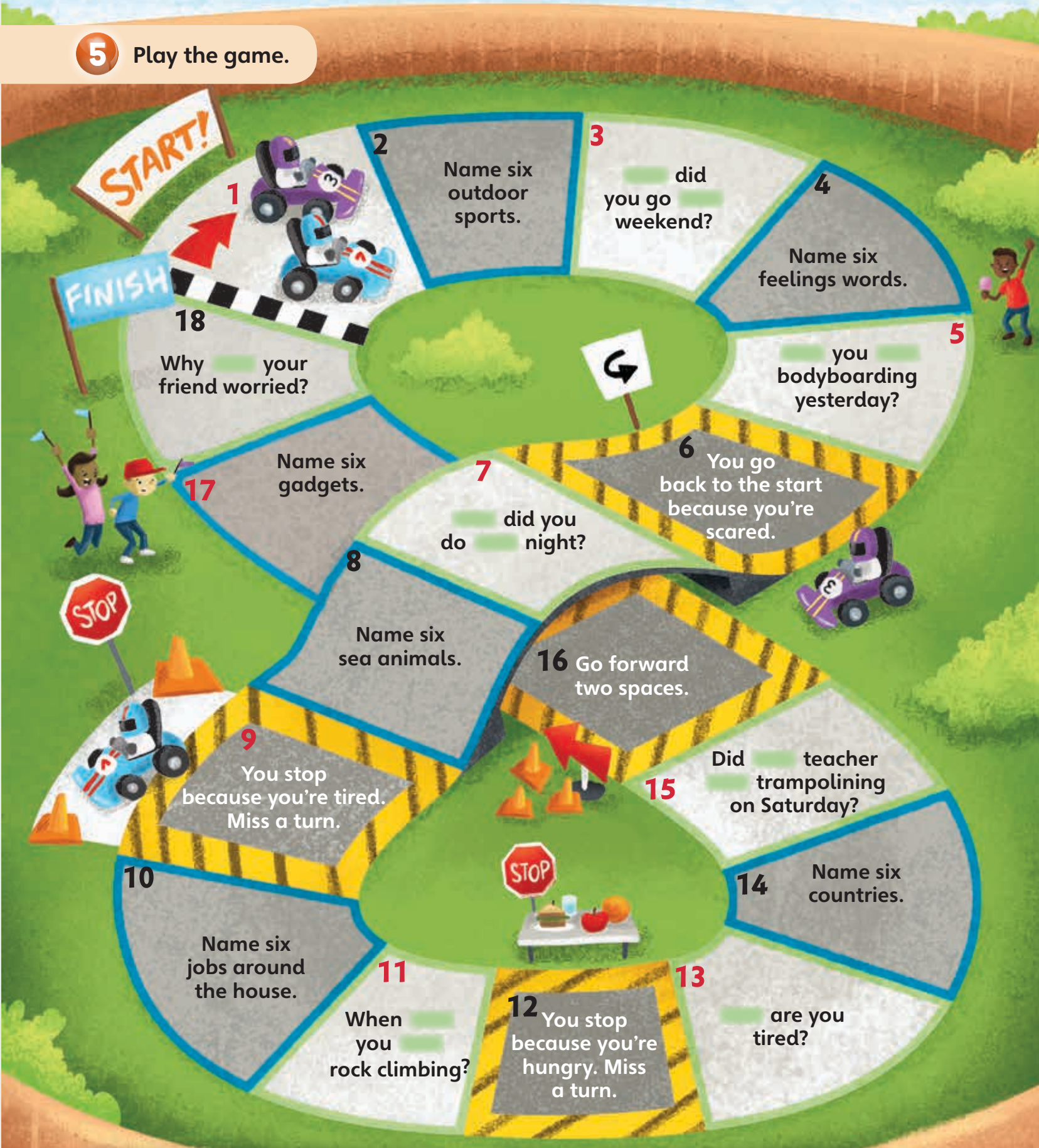


**Blue**
How many words can you remember?

**Green**
Say the missing words and ask a question.

# Chants

## **Welcome** (page 7)

8 CD1 06 **Listen and repeat the chant.**

Where are you from?
I'm from Russia.
Are you from Russia?
No, I'm not. I'm from Spain.

Where is he from?
He's from Russia.
Is she from Russia?
No, she isn't. She's from Spain.

## **Unit 1** (page 17)

8 CD1 21 **Listen and repeat the chant.**

Are you shyer than your sister?
Yes, I am.
She's more talkative than me.
Are you smarter than your sister?
No, I'm not.
She's smarter than me.

Is your friend sportier than you?
No, he isn't.
I'm sportier than him.
Is your friend naughtier than you?
Yes, he's naughtier than me,
My friend's as naughty as can be!

## **Unit 2** (page 27)

8 CD1 35 **Listen and repeat the chant.**

We should be polite and hardworking.
We shouldn't be naughty in school!
We shouldn't laugh at others.
We should be good in school!

We should listen to our teachers.
We shouldn't be naughty in school!
We shouldn't shout in the classroom.
We should be good in school!

## **Unit 3** (page 40)

12 CD2 10 **Listen and repeat the chant.**

Which fish is the biggest?
The biggest fish, the biggest fish?
Which fish is the biggest?
I think it's a whale shark!

Which bird is the strongest?
The strongest bird, the strongest bird?
Which bird is the strongest?
I think it's the eagle!

## **Unit 4** (page 49)

8 CD2 21 **Listen and repeat the chant.**

I didn't watch TV last night.
I played a computer game.
I used my laptop last night.
She played a computer game.

I didn't play on my tablet.
I studied for a test.
I used my new e-reader.
He studied for a test.

## Unit 5 (page 62)

12 CD2 39 **Listen and repeat the chant.**

Did you have a
nice time
On your vacation?
Yes, we did – a very
nice time
On our vacation.

Did you go on a
boat trip
On your vacation?
No, we didn't – we
swam in a lake
On our vacation.

Did you go on a picnic
On your vacation?
Yes, we did – we
ate too much
On our vacation!

## Unit 6 (page 72)

12 CD3 09 **Listen and repeat the chant.**

Who has to collect the books?
Max does, Max does.
Who has to water the plants?
Kim does, Kim does.

Who has to feed the fish?
You do, you do!
I do? OK.
I'll feed the fish today.

## Unit 7 (page 84)

12 CD3 24 **Listen and repeat the chant.**

Why are you tired today?
Why are you tired?
I'm tired because I stayed up late.
And now I'm very tired.

Why are you worried today?
Why are you worried?
I'm worried because the test is today.
And now I'm very worried.

## Unit 8 (page 93)

8 CD3 35 **Listen and repeat the chant.**

Where did you go on the weekend?
I went to the beach with my friends.
We didn't go swimming or snorkeling.
We went bodyboarding instead.

Where did he go on the weekend?
He went to the beach with his friends.
They didn't go swimming or snorkeling.
They went bodyboarding instead.

# Thanks and Acknowledgments

Many thanks to everyone in the excellent team at Cambridge University Press. In particular we would like to thank Emily Hird, Liane Grainger, and Melissa Bryant whose professionalism, enthusiasm, experience, and talent makes them all such a pleasure to work with.

We would also like to give special thanks to Lesley Koustaff for her unfailing support, expert guidance, good humor, and welcome encouragement throughout the project.

The authors and publishers would like to thank the following contributors:
**Blooberry Design**: concept design, cover design, book design, page makeup
**Bridget Kelly:** editing
**Ann Thomson**: art direction, picture research
**Gareth Boden Photography**: commissioned photography
**Alison Wright:** picture research
**Lisa Hutchins:** freelance editing
**Ian Harker**: audio recording
**Robert Lee, Dib Dib Dub Studios:** chant composition
**James Richardson:** arrangement of theme tune
**John Marshall Media:** audio recording and production
**Vince Cross:** theme tune composition
**Phaebus:** video production
**hyphen S.A.:** publishing management, American English edition

**The authors and publishers acknowledge the following sources of copyright material and are grateful for the permissions granted. Although every effort has been made, it has not always been possible to identify the sources of all the material used, or to trace all copyright holders. If any omissions are brought to our notice, we will be happy to include the appropriate acknowledgments on reprinting.**

**The authors and publishers would like to thank the following illustrators:**

Pablo Gallego (Beehive Illustration): pp. 9, 19, 29, 41, 51, 63, 73, 85, 95; Mark Duffin p. 32; Marcus Cutler (Sylvie Poggio): pp. 35, 57, 79, 101; Graham Kennedy: p. 87.

**The authors and publishers would like to thank the following for permission to reproduce photographs:**

Chants spread b/g: Shutterstock; Contents b/g: Eduardo Gonzalez Diaz/Alamy; p. 4-5: Tim Gainey/Alamy; p. 6 (map b/g): Getty/Image Source; p. 6 (flag 1): Shutterstock/Charnsit Ramyarupa: p. 6 (flag 2): Bob Petit/MapQuest/Shutterstock; p. 6 (flag 3): Paul Stringer/Shutterstock; p. 6 (flag 4): Bob Petit/MapQuest/Shutterstock; p. 6 (flag 5): Shutterstock; p. 6 (flag 6): Shutterstock; p. 6 (flag 7): Shutterstock; p. 6 (flag 8): zzns/Shutterstock; p. 6 (flag 9): Bob Petit/MapQuest/Shutterstock; p. 6 (flag 10): Bob Petit/MapQuest/Shutterstock; p. 7 (TL): Tanya Ustenko/Shutterstock; p. 7 (TR): Cultura Creative/Alamy; p. 7 (BL): Radius Images/Alamy; p. 7 (BR): RimDream/Shutterstock; p. 10 (1): Christine Whitehead/Alamy; p. 10 (2): SandiMako/Shutterstock; p. 10 (3): Peter Adams/Getty; p. 10 (4): ANDRE DURAO/Shutterstock; p. 10 (5): Blend Images/Alamy; p. 11 (girl): Norman Price/Alamy; p. 11 (sculpture): Ekaterina Bykova/Shutterstock; p. 12: John Dunne/Getty; p. 13 (1): marekuliasz/Shutterstock; p. 13 (2): Destinyweddingstudio/Shutterstock; p. 13 (3): dbimages/Alamy; p. 13 (4): BRYANT Nicolas/SAGAPHOTO.COM/Alamy; p. 13 (BR): Sergei Aleshin/Shutterstock; p. 14-15: Wilfried Martin/Getty; p. 16 (b/g): elenaleonova/Getty; p. 16 (1): Menzl Guenter/Shutterstock; p. 16 (2): Amir Kaljikovic/Shutterstock; p. 16 (3): VStock LLC/Tanya Constantine/Getty; p. 16 (4): Ian Allenden/Alamy; p. 16 (5): ZouZou/Shutterstock; p. 16 (6): Przemek Klos/Shutterstock; p. 16 (7): Shots Studio/Shutterstock; p. 16 (8): WEExp/Shutterstock; p. 16 (9): Vasilyev Alexandr/Shutterstock; p. 16 (10): Anneka/Shutterstock; p. 20 (b/g): Marcus LindstrAm/Getty; p. 20 (TL): Q-Images/Alamy; p. 20 (TR): Nick Turner/Alamy; p. 20 (BL): imageBROKER/Alamy; p. 20 (BR): epa european pressphoto agency b.v./Alamy; p. 21 (T): Tom Stewart/Corbis; p. 21 (BL): Fuse/Getty; p. 21 (BR): elic/Shutterstock; p. 22-23: TeguhSantosa/Getty; p. 23 (1): noolwlee/Shutterstock; p. 23 (2): Johner Images/Corbis; p. 23 (3): pattara puttiwong/Shutterstock; p. 23 (4): Alex Wild/Corbis; p. 23 (5): National Geographic Image Collection/Alamy; p. 24-25: J. McPhail/Shutterstock; p. 26 (b/g): Giorgio Fochesato/Getty; p. 26 (1): Purestock/Alamy; p. 26 (2): altrendo images/Getty; p. 26 (3); Alistair Berg/Getty; p. 26 (4): KidStock/Getty; p. 26 (5): Rob Friedman/Getty; p. 26 (6); 2/Ocean/Corbis; p. 26 (7); iofoto/Shutterstock; p. 26 (8): MJTH/Shutterstock; p. 26 (9): Peter Alvey/Alamy; p. 28 (10): Cultura Creative/Alamy; p. 27 (b/g): Tom Wang/Shutterstock; p. 30-31 (b/g): clubfoto/Getty; p. 31 (1): Werli Francois/Alamy; p. 31 (a): Jon Bower UK/Alamy; p. 31 (2): syaochka/Shutterstock; p. 31 (b): David Bathgate/Corbis; p. 32 (CLIL b/g): Sergey Borisov/Alamy; p. 33 (T): billy bonns/Shutterstock; p. 34: LWA/Dann Tardif/Getty; p. 36-37: Michael Moxter/Getty; p. 38 (b/g); Ulrike Neumann/Getty; p. 38 (1): Steve Noakes/Shutterstock; p. 38 (2): Kevin Schafer/Alamy; p. 38 (3): Photos by Carol/Getty; p. 38 (4): Tim Fitzharris/Getty; p. 38 (5): Panoramic Images/Getty; p. 38 (6): Stefan Pircher/Shutterstock; p. 38 (7): Reinhard Dirscherl/Getty; p. 38 (8): imageBROKER/Alamy; p. 38 (9): Jocelyn Winwood, NZ/Getty; p. 38 (10); Nature Picture Library/Alamy; p. 39 (TL): Christian Musat/Alamy; p. 39 (TR): MR1805/Getty; p. 39 (BL): joebelanger/Getty; p. 39 (BR): Paul Sutherland/Getty; p. 40 (B): Darran Rees/Corbis; p. 42 (a): Nature/UIG/Getty; p. 42 (b): kali9/Getty; p. 42 (c); Daniela Stolfi/Getty; p. 42 (d): Photos by Carol/Getty; p. 42 (e); Yulia Popkova/Getty; p. 43: Csondy/Getty; p. 44: Zac Macaulay/Corbis; p. 45 (1): Stefan Deutsch/Corbis; p. 45 (2): Carlos Villoch - MagicSea.com/Alamy; p. 45 (3); Artem Rudik/Shutterstock; p. 45 (4); Carlos Villoch - MagicSea.com/Alamy; p. 46-47; Scott Stulberg/Corbis; p. 48 (b/g): Brian Stablyk/Getty; p. 48 (1): FERNANDO BLANCO CALZADA/Shutterstock; p. 48 (2): Jiri Hera/Shutterstock; p. 48 (3): K. Miri Photography/Shutterstock; p. 48 (4): keellla/Shutterstock; p. 48 (5): Valentina Razumova/Shutterstock; p. 48 (6): neelsky/Shutterstock; p. 48 (7): Maxx-Studio/Shutterstock; p. 48 (8): p.48 (8 screen): Tara Farquhar/EyeEm/GettyRF; Oleg GawriloFF/Shutterstock; p. 48 (9): Igor Lateci/Shutterstock; p. 48 (9 screen): Deb Casso/Getty; p. 48 (10): Julien_N/Shutterstock; p. 49 (TL): Britta Pedersen/Corbis; p. 49 (TR): Blend Images/Alamy; p. 49 (BL): Meibion/Alamy; p. 49 (BR): Goodluz/Shutterstock; p. 50 (B): Multi-bits/Getty; p. 52 (1): INTERFOTO/Alamy; p. 52 (2): Bloomberg/Getty; p. 52 (3): Magnavox Corporation/Science and Society Photo Library; p. 54: All Canada Photos/Alamy; p. 56: Ale Ventura/Corbis; p. 58-59: George Steinmetz/Corbis; p. 60 (b/g): Cultura RM/Seb Oliver/Getty; p. 60 (1): Galyna Andrushko/Shutterstock; p. 60 (2): Pablo Hidalgo - Fotos593/Shutterstock; p. 60 (3): Andrea Willmore/Shutterstock; p. 60 (4): Filip Fuxa/Shutterstock; p. 60 (5): Chris Gardiner/Shutterstock; p. 60 (6): Dr. Morley Read/Shutterstock; p. 60 (7): lenaer/Shutterstock; p. 60 (8): Janne Hamalainen/Shutterstock; p. 60 (9): VVO/Shutterstock; p. 60 (10): Drimi/Shutterstock; p. 61 (TL): javarman/Shutterstock; p. 61 (TR): Kristjan Logason/Demotix/Corbis; p. 61 (BL): Robert Hoetink/Shutterstock; p. 61 (BR): holbox/Shutterstock; p. 62 (L): orangecrush/Shutterstock; p. 62 (M): Eugene Sergeev/Alamy; p. 62 (TR): Four Oaks/Shutterstock; p. 62 (BR): Eric Nathan/Alamy; p. 64 (TL): Martin Harvey/Alamy; p. 64 (TR): M-Net Local Productions/Getty; p. 64 (BL): kkaplin/Shutterstock; p. 64 (BM): WhyMePhoto/Shutterstock; p. 64 (BR): Florapix/Alamy; p. 65 (b/g): Rolf Nussbaumer Photography/Alamy; p. 65 (T): Image Source/Alamy; p. 66: Getty; p. 67 (1): Greg Vaughn/Getty; p. 67 (2): O. Louis Mazzatenta/Getty; p. 67 (3): Nordroden/Shutterstock; p. 67 (4): Tamara Kulikova/Shutterstock; p. 67 (5); wdeon/Shutterstock; p. 67 (6): luigi nifosi/Shutterstock; p. 68-69: Jupiterimages/Getty; p. 70 (b/g): WLADIMIR BULGAR/Getty; p. 70 (1): John Birdsall/Rex; p. 70 (2): Blend Images/Alamy; p. 70 (3): Arina P Habich/Shutterstock; p. 70 (4): Blend Images/Shutterstock; p. 70 (5): MBI/Alamy; p. 70 (6): Jupiterimages/Getty; p. 70 (7): Shotshop GmbH/Alamy; p. 70 (8): Alamy; p. 70 (9): Barry Austin Photography/Getty; p. 70 (10): tmcphotos/Shutterstock; p. 71 (TL): Monkey Business Images/Shutterstock; p. 70 (TR): vario images GmbH & Co.KG/Alamy; p. 72 (B): Sam Kittner/kittner.com/Getty; p. 74 (a): The Photolibrary Wales/Alamy; p. 74 (b): Frans Lanting/Corbis; p. 74 (c): Aflo Co. Ltd./Alamy; p. 74 (d): Lukasz Janyst/Shutterstock; p. 75: John Coletti/Getty; p. 76: Weyers, L./Corbis; p. 76 (1): Andrey Starostin/Shutterstock; p. 76 (2): Aksenova Natalya/Shutterstock; p. 76 (3): Kletr/Shutterstock; p. 76 (4): Rob Swanson/Shutterstock; p. 78: Bucchi Francesco/Shutterstock; p. 80-81: Chad Slattery/Getty; p. 82 (b/g): Peter Dazeley/Getty; p. 83 (TL): blickwinkel/Alamy; p. 83 (BL): PathDoc/Shutterstock; p. 86 (b/g): Thinglass/Shutterstock; p. 86 (main): KidStock/Corbis; p. 88: Randy Wells/Corbis; p. 89 (1): Scott E Read/Shutterstock; p. 89 (2): Martin Harvey/Alamy; p. 89 (3): Maria Dryfhout/Shutterstock; p. 89 (4): Muythaisong Pitakpong/Shutterstock; p. 89 (5): I love nature/Getty; p. 90-91: mountainberryphoto/Getty; p. 92 (b/g): Dimitar Kunev/Shutterstock; p. 92 (1): Pierre Jacques/Corbis; p. 92 (2): Cultura Creative/Alamy; p. 92 (3): stephen brian/Alamy; p. 92 (4); Robin Weaver/Alamy; p. 92 (5); imageBROKER/Alamy; p. 92 (6): Catchlight Visual Services/Alamy; p. 92 (7); BlueOrange Studio/Shutterstock; p. 92 (8): Arterra Picture Library/Alamy; p. 92 (9): Max Topchii/Shutterstock; p. 92 (10): Charles Hood/Alamy; p. 93 (TL): ALAN OLIVER/Alamy; p. 93 (TR): Blend Images/Alamy; p. 93 (BL): Brocreative/Shutterstock; p. 93 (BR): Radius Images/Alamy; p. 94 (B): Michael DeYoung/Corbis; p. 96 (L): Patryk Kosmider/Shutterstock; p. 96 (R): Matyas Rehak/Shutterstock; p. 97: RODRIGO OROPEZA/Corbis; p. 98: John P Kelly/Getty; p. 99 (1): Sebastian Kaulitzki/Shutterstock; p. 99 (2): Alamy; p. 99 (3): Image Source/Alamy; p. 99 (4): Image Source/Alamy; p. 99 (5); BlueRing_Boumy/Shutterstock; p. 100: All Canada Photos/Alamy.

Commissioned photography by Gareth Boden: p. 8 (TR), (B); p. 13 (BR); p. 17; p. 18; p. 23 (BR), p. 28; p. 30; p. 33 (BR); p. 40 (TR); p. 45 (BR); p. 50 (TR); pp. 53-54 (B/G); p. 55 (BR); p. 62 (TR); p. 67 (BR); p. 72 (TR); p. 77 (BR); p. 82; p.83 (TR, BR); p. 84; p.89 (BR); p.94 (TR); p. 99 (BR).

Our special thanks to the following for their kind help during location photography:

Coleridge Community College, Parkside Federation Academies

Front Cover photo by aghezzi/Getty Images

O‘ZBEKISTON BARKAMOLLIK UCHUN TA’LIM DASTURI

# Guess What!

## Student’s Book 5

**What makes our bodies move?**

**Why do whales jump out of water?**

**Guess What!** has the answers. Through beautiful photography and engaging topics, young learners can explore the world as they learn English.

Ushbu kitob AQSh xalqaro taraqqiyot agentligi (USAID) orqali Amerika xalqining qo‘llab-quvvatlashi yordamida tayyorlangan. Kitobdagi fikr va mulohazalar USAID yoki AQSh hukumati qarashlarini aks ettirmaydi.

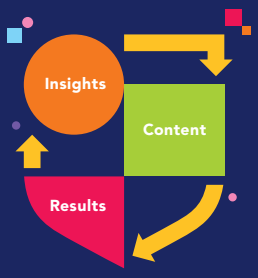


**What is Better Learning?**

It’s a continuous cycle where our insights shape content that drives results.

Better Learning **Building brighter futures together**

Find out more at: **cambridge.org/betterlearning**

CAMBRIDGE UNIVERSITY PRESS
www.cambridge.org